



# UGANDA POLICE



## Annual Crime Report

**2018**





# Annual Crime Report

**2018**





# Mandate

The Uganda Police Force draws its mandate from the constitution of Uganda Chapter Twelve, Article 212 that stipulates the functions of the force as:

- (a) to protect life and property;
- (b) to preserve law and order;
- (c) to prevent and detect crime; and
- (d) to cooperate with the civilian authority and other security organs established under this Constitution and with the population generally.

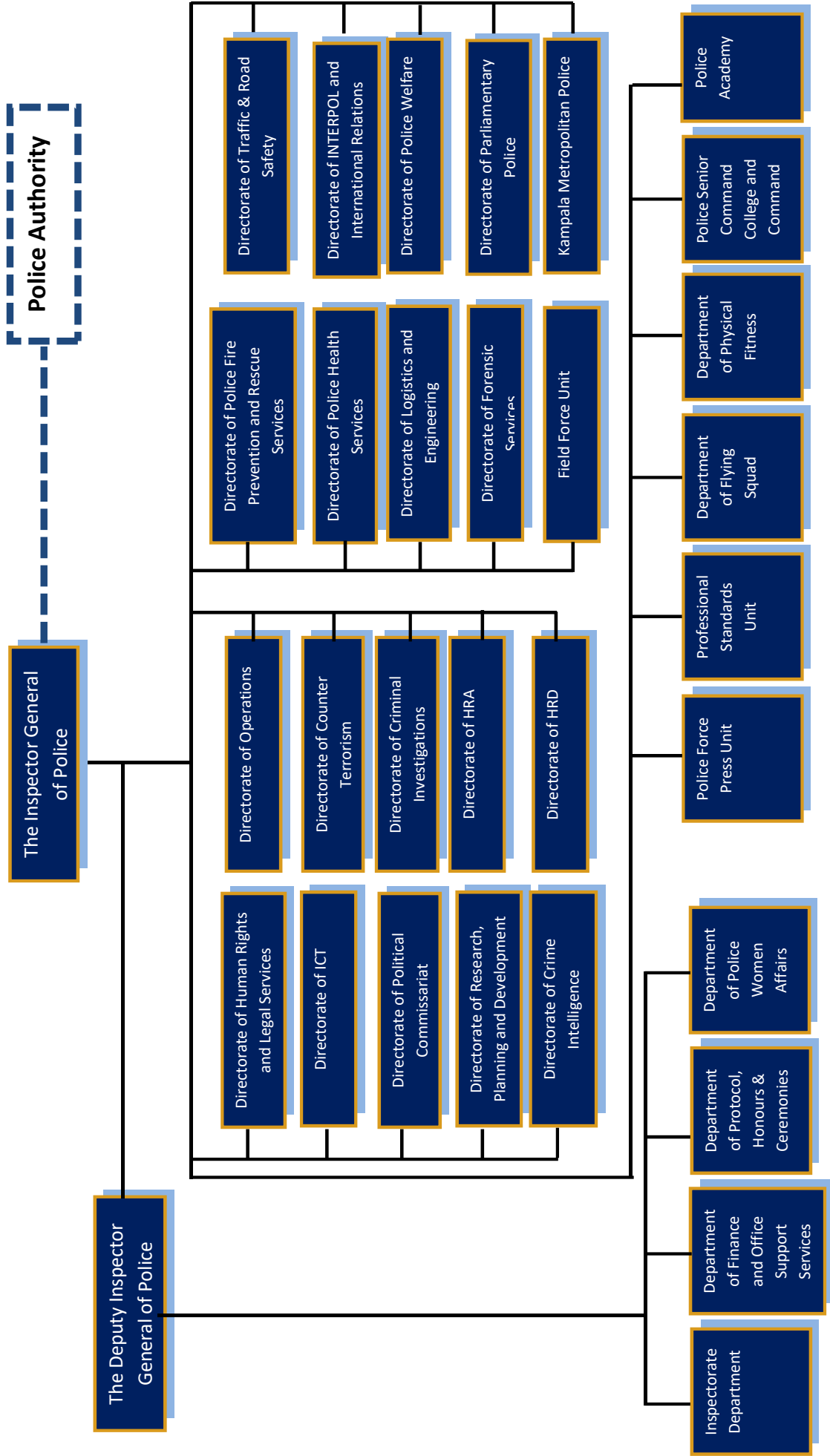
# Vision

“An Enlightened, Motivated, Community Oriented, Accountable and Modern Police Force; geared towards a Crime free society”.

# Mission

“To secure life and property in a committed and Professional manner, in partnership with the public, in order to promote development

# ADMINISTRATIVE AND PLANNING MACRO STRUCTURE FOR THE UGANDA POLICE FORCE





**JM Okoth Ochola (Esq)**  
**Inspector General of Police**



**Maj. Gen. Sabiiti Muzeeyi**  
**Deputy Inspector General of Police**





# POLICE TOP MANAGEMENT



AIGP ABASI BYAKAGABA  
Dir. Counter Terrorism



AIGP ANDREW SOROWEN  
Dir. Special Duties



AIGP ASAN KASINGYE  
Dir. CPC



AIGP ASUMAN MUGENYI  
Dir. Operations



AIGP EDWARD OCHOM  
Dir. Research, Planning & Devt



AIGP FRED YIGA  
Dir. INTERPOL & Int'l Relations



AIGP GODFREY BANGIRANA  
Dir. Logistics & Engineering



AIGP GRACE AKULLO  
Dir. Criminal Investigations



AIGP GRACE TURYAGUMANAWE  
Dir. Peace Support Operations



AIGP JOSEPH MUGISA  
Dir. Fire & Rescue Services



AIGP STEVEN KASIIMA  
Dir. Traffic & Road Safety



AIGP HAJJI MOSES BALIMWOYO  
Dir. Human Resource Administration





AIGP TWINOMUGISHA LEMMY  
Dir. Welfare & Production



AIGP ISABIRYE HARUNA  
Dir. Human Resource Development



AIGP MOSES BYARUHANGA  
Dir. Police Health Services



AIGP TWARUHUKA ERASMUS  
Dir. Human Rights & Legal Services



AIGP NDUNGUTSE JOHN NGARUYE  
Attaché Uganda's High Comm. Nairobi



AIGP FRANCIS XAVIER RWEGO  
INTERPOL Special Representative  
to African Union



SCP GODFREY CHOMBE  
Ag. Dir. Crime Intelligence



SCP KAALI FADHIL  
Commander FFU



CP FELIX BALYAMWISAKI  
Ag. Dir. ICT



CP KAFEERO MOSES  
Commander KMP



MUHIRWA ROGERS  
Under Secretary Police

I am pleased to present to you the Annual Crime and Traffic/Road Safety Report for the year 2018.

Let me begin by expressing appreciation to H.E The President of the Republic of Uganda for the strategic guidance towards the fight against crime and for the establishment of anti-crime infrastructure such as installation of CCTV cameras, finger printing of guns, recruitment of LDUs among others.

I also like to thank the Minister of Internal Affairs and the Government of Uganda for the continued support in helping the Police protect and serve Ugandans.

Appreciation goes to Parliamentary Committee on Defence and Internal Affairs for their support on the implementation of CCTV project.

We acknowledge and commend the continued positive contribution by sister security agencies.

We also commend the contribution by the Justice Law and Order Sector (JLOS) institutions as well as other development partners for the complementary efforts in fighting crime.

We applaud the vigilance of the population, in general, for their continued invaluable support to augment the efforts of the Police.

I also thank Police Management, Men and Women of the Uganda Police Force for their tireless efforts in making our country safe and secure.

## CRIME

The year 2018 saw a decrease in the volume of crime by 5.2%, where 238,746 cases were registered compared to 252,065 cases registered in 2017. Cases taken to court in 2018 were 73,035. Of these, 22,263 cases secured convictions, 1,248 cases were acquitted while 90,763 cases were still under inquiry by the end of the year. There was however increase in Homicide, Sex Related Crimes, Breakings, Robbery, Political/Media crimes and Narcotic cases.

The year also saw unfortunate incidences in which Susan Magara and 15 others were kidnaped and Murdered, Killing of Hon Abiriga Ibrahim, ASP Kirumira Muhammad and Dr. Gwaluka Ibrahim who were shot dead by organised gang of criminals. We are however happy to note that, the criminals involved in these acts have been arrested and committed to High Court for trial, save for the case of Hon. Abiriga Ibrahim.



I urge the public to desist from taking the law into their hands and instead hand over suspects to Police. Murder as a result of mob action increased by 5.5% from the year 2017.

### FIRE AND RESCUE

There was a 7.3% decrease in fire emergencies handled by Police. This is attributed to increased fire safety sensitization and public awareness campaigns throughout the year 2018. I still urge the public to desist from making false calls to Police about fire incidents. There were 34 false calls made in 2018.

### TRAFFIC AND ROAD SAFETY

There was a 3.0% reduction in the number of crashes reported in 2018. Fatal crashes however increased by 4.7% and serious crashes reduced by 6.8%. We shall continue with our road safety programmes targeting major causes of accidents such as over speeding, drunk driving and incompetent drivers. Improving road safety is, ultimately, a joint effort between the community and the Police.

Once again, I extend my appreciation to the public, JLOS institutions and all other partners for the complementary efforts in fighting crime. I urge you all to continue supporting the Uganda Police Force to fulfill its mandate.

My appreciation also goes to the Director CID and the CID management for the supervisory role they played in coming up with the 2018 Annual Crime Report

My appreciation also goes to SSP Suwed Asuman, Ag CP Crime Data management and his team at CID Headquarters as well as all the UPF records personnel throughout the country that put this work together as we protect and serve Ugandans

I once again call upon all Ugandans to keep up the spirit of joining hands with the Police in the fight against crime to ensure a crime free society.

For God and My Country

JM Okoth - Ochola (Esq)

**Inspector General of Police**

27<sup>th</sup> May, 2019

Police Headquarters, Naguru.



## POLICING REGIONS AND DISTRICTS/DIVISIONS

ALBERTINE	ASWA	BUKEDI
i. Buliisa ii. Hoima iii. Kagadi iv. Kakumiro v. Kibaale vi. Kiryandongo vii. Masindi viii. Kikuube	i. Agago ii. Amuru iii. Gulu iv. Kitgum v. Lamwo vi. Nwoya vii. Omoro viii. Pader	i. Budaka ii. Busia iii. Butaleja iv. Kibuku v. Pallisa vi. Tororo
BUSOGA EAST	BUSOGA NORTH	EAST KYOGA
i. Bugiri ii. Iganga iii. Mayuge iv. Namayingo v. Namutumba vi. Bugweri	i. Buyende ii. Kaliro iii. Kamuli iv. Luuka	i. Amuria ii. Bukedea iii. Kaberamaido iv. Katakwi v. Kapelebyong vi. Kumi vii. Ngora viii. Serere ix. Soroti
ELGON	GREATER BUSHENYI	GREATER MASAKA
i. Bududa ii. Bulambuli iii. Manafwa iv. Mbale v. Namisindwa vi. Sironko	i. Buhweju ii. Bushenyi iii. Mitooma iv. Rubirizi v. Sheema	i. Bukomansimbi ii. Kalangala iii. Kalungu iv. Lwengo v. Lyantonde vi. Masaka vii. Raka



<b>KATONGA</b>	<b>KIDEPO</b>	<b>KIGEZI</b>
i. Butambala	i. Abim	i. Kabale
ii. Gomba	ii. Kaabong	ii. Kanungu
iii. Mpigi	iii. Kotido	iii. Kisoro
		iv. Rubanda
		v. Rukungiri
		vi. Rukiga

### **POLICING REGIONS AND DISTRICTS/DIVISIONS**

<b>KIIRA</b>	<b>KMP EAST</b>	<b>KMP NORTH</b>
i. Jinja Central-Jinja	i. Jinja Road Division	i. Kakiri Division
ii. Jinja East-Kakira	ii. Kira Division	ii. Kasangati Division
iii. Jinja North-Buwenge	iii. Kira Road Division	iii. Kawempe Division
	iv. Mukono	iv. Nansana Division
	v. Naggalama Division	v. Old Kampala Division
		vi. Wakiso
		vii. Wandegaya Division
<b>KMP SOUTH</b>	<b>NORTH KYOGA</b>	<b>NORTH WEST NILE</b>
i. CPS Kampala Division	i. Alebtong	i. Adjumani
ii. Entebbe Division	ii. Amolatar	ii. Moyo
iii. Kabalagala Division	iii. Apac	iii. Yumbe
iv. Kajjansi Division	iv. Dokolo	
v. Katwe Division	v. Kole	
vi. Nsangi Division	vi. Kwania	
	vii. Lira	
	viii. Otuke	
	ix. Oyam	





<b>MT. MOROTO</b>	<b>RWENZORI EAST</b>	<b>RWENZORI WEST</b>
i. Amudat ii. Moroto iii. Nakapiripirit iv. Napak	i. Bwera Division ii. Hima Division iii. Kasese Division iv. Katwe-Kabatooro Division	i. Bundibugyo ii. Kabarole iii. Kamwenge iv. Kyegegwa v. Kyenjojo vi. Ntoroko vii. Bunyangabo
<b>RWIZI</b>	<b>SAVANNAH</b>	<b>SIPI</b>
i. Ibanda ii. Isingiro iii. Kiruhura iv. Mbarara v. Ntungamo	i. Luweero ii. Nakasongola iii. Nakaseke	i. Bukwo ii. Kapchorwa iii. Kween
<b>SSEZIBWA</b>	<b>WAMALA</b>	<b>WEST NILE</b>
i. Buikwe ii. Buvuma iii. Kayunga iv. Njeru Division	i. Kassanda ii. Kiboga iii. Kyankwanzi iv. Mityana v. Mubende	i. Arua ii. Koboko iii. Maracha iv. Nebbi v. Zombo



## TABLE OF CONTENTS

### ADMINISTRATIVE AND PLANNING MACRO STRUCTURE

#### POLICE TOP MANAGEMENT

FORE WORD .....	i
POLICING REGIONS AND DISTRICTS/DIVISIONS.....	iii
TABLE OF CONTENTS .....	vi
LIST OF FIGURES .....	ix
LIST OF TABLES .....	x
DEFINITIONS.....	xiii
CLASS OF DRIVING PERMITS IN UGANDA .....	xvi
ACRONYMS .....	xvii
EXECUTIVE SUMMARY .....	xix

## CHAPTER ONE

### INTRODUCTION

1.0 Introduction.....	1
1.1 Crime Distribution .....	1
1.2 High Court Sessions 2018.....	2
1.3 Phone Tracking of Criminals/Victims .....	4
1.4 Firearms recovered in 2018 .....	5
1.5 Foreign Nationals in Crime.....	7
1.6 Crime Rate in 2018 .....	9
1.7 Monthly Crime Trend .....	10
1.8 Community Policing Activities - 2018 .....	12
1.9 UPF Capacity Building .....	13
1.10 Gender Mainstreaming in Police .....	13

## CHAPTER TWO

### CRIME ANALYSIS

2.1 Homicides .....	17
2.2 Terrorism.....	23
2.3 Treason.....	24
2.4 Economic Crimes.....	24



2.5 Narcotics .....	30
2.6 Sex Related Crimes.....	36
2.7 Robbery.....	38
2.8 Domestic Violence .....	40
2.9 Threatening Violence .....	40
2.10 Common Assaults .....	41
2.11 Breakings .....	41
2.12 Thefts .....	43
2.13 Electoral/Political offences .....	45
2.14 Vulnerable Groups .....	47
2.15 Trafficking In Persons .....	49

### **CHAPTER THREE**

#### **CASES HANDLED BY SPECIALIZED UNITS OF UGANDA POLICE FORCE**

3.0 Introduction:.....	55
3.1 Directorate of Police Health Services .....	55
3.2 Canine (K-9) Unit .....	55
3.3 Directorate of Forensic Services.....	56
3.4 Uganda Police Marines .....	60
3.5 Police Mineral Protection Unit .....	62
3.6 National Environment Management Authority (NEMA) .....	62
3.7 Uganda Wildlife Authority.....	66
3.8 Uganda Registration Services Bureau .....	67
3.9 Uganda National Roads Authority .....	67
3.10 National Identification Registration Authority.....	67
3.11 National Drug Authority .....	67
3.12 Health Monitoring Unit.....	67
3.13 INTERPOL and International Relations .....	68
3.14 Agriculture Police Unit .....	68
3.15 Water Loss and Prevention Police Unit .....	70
3.16 Flying Squad Unit.....	71



## CHAPTER FOUR

### FIRE AND RESCUE SERVICES

4.1 Fire Emergencies.....	73
4.2 Rescue Emergencies .....	74

## CHAPTER FIVE

### TRAFFIC AND ROAD SAFETY

5.0 Introduction.....	77
5.1 Nature of Road Traffic Crashes - 2018 .....	77
5.2 Victims/Casualties.....	80
5.3 Analysis by Age Group:.....	83
5.4 Accident Severity Index.....	83
5.5 Time of Crashes .....	84
5.6 Causes of Crashes .....	85
5.7 Class of Vehicle Involved .....	85
5.8 Express Penalty Scheme .....	86
5.9 Inspectorate of Vehicles (Iov) .....	87

## CHAPTER SIX

### ORGANISED CRIMINAL SYNDICATES DISMANTLED IN 2018

6.0 Introduction.....	93
6.1 Usafi Mosque Criminal Syndicate. ....	93
6.2 Kidnap and Murder Criminal Syndicate of Old Taxi Park .....	95
6.3 Galiwango Musa and Kidawalime Muhammad Greater Masaka Criminal Syndicate.....	97
6.4 Serugo Paul Greater Masaka Armed Criminal Syndicate .....	100
6.5 Kanyesigye Julius alias Mwesigye Amon Rwizi/Kampala Criminal Syndicate .....	104
6.6 Senge Wakiso - Kiboga Criminal Syndicate.....	107
6.7 ASP Kirumira Muhammad Murder Syndicate.....	110
6.8 Kabalagala, Buziga, Nkongge, Bunga and Bugolobi Gold Syndicate.....	111
6.9 Twaha Kiganda Sonko Criminal Syndicate .....	112
6.10 Thiery Barak Mugisha, Criminal Syndicate .....	112
6.11 Birungi Stella Dindi and others fake gold syndicate.....	113
6.12 Kasule Muhammad Leon Syndicate .....	114
6.13 Attacks on Investors by Groups of Organised Criminal Syndicates .....	114



6.14 Mwanje Brian Criminal Syndicate.....	117
6.15 Kampala/Masaka/Western Uganda Syndicate .....	118
6.16 Mawa Muzamiru Criminal Syndicate .....	120
6.17 Hassan Kakande alias Wattu Criminal Syndicate .....	121
6.18 Sunday Kizito Criminal Syndicate.....	122

## **CHAPTER SEVEN**

### **CHALLENGES, STRATEGIES, RECOMMENDATIONS AND CONCLUSION**

7.1 Challenges.....	125
7.2 Strategies.....	133
7.3 Recommendations .....	139
7.4 Conclusion .....	141
APPENDICES .....	A

## **LIST OF FIGURES**

Figure 1: Crime Trend Comparison 2014 – 2018 .....	9
Figure 2: Monthly Crime Trend for 2018 and 2017 .....	10
Figure 3: Questioned Documents Requests Handled 2015 to 2018 .....	57
Figure 4: Ballistics Examination Requests-2016 to 2018 .....	57
Figure 5: Cyber Crime Requests 2015 - 2019 .....	58
Figure 6: Process of Fingerprint Examinations .....	58
Figure 7: Fingerprints Analysed by Category from 2015 to 2018.....	59
Figure 8: Monthly Trend of Crashes for the period January- December 2018.....	78
Figure 9: Fatalities by Road User Category in 2018.....	81
Figure 10: Time of Crashes.....	84
Figure 11: Class of Vehicle Involved in Crashes in 2018 .....	86





## LIST OF TABLES

Table 1: Crime Comparison by Category .....	1
Table 2: Distribution of Crimes .....	2
Table 3: Case Management Comparison .....	2
Table 4: Cases Handled by High Court in 2018 .....	3
Table 5: High Court Cases Handled Per Region.....	4
Table 6: Tracking of Criminals/Victims.....	5
Table 7: Recovery of Firearms and Ammunitions .....	6
Table 8: Recovery of Guns per Region.....	6
Table 9: Foreign Nationals as Accused Persons .....	7
Table 10: Foreign Nationals as Victims of Crime .....	8
Table 11: Crime Rate Comparison 2015-2018.....	9
Table 12: Leading Crimes in 2018 and 2017 .....	10
Table 13: Regional Comparison on Cases Reported.....	11
Table 14: Districts with highest number of Reported Crimes.....	12
Table 15: Case backlog Summary for the last 5 years .....	12
Table 16: Foreign Mission Deployments – 2018 .....	14
Table 17: Officers per Command Positions .....	14
Table 18: Homicide Comparison 2018 and 2017.....	17
Table 19: Districts/Police Divisions with Highest Volume of Homicides .....	17
Table 20: Postmortem Examinations per Region.....	18
Table 21: Regions where Kidnaps/Abductions Cases were Reported in 2018.....	23
Table 22: Breakdown of Economic Crimes .....	25
Table 23: Leading Districts/Divisions in Economic Crimes – 2018.....	25
Table 24: Cyber Crimes Cases Handled in 2018 .....	28
Table 25: Categories of Land Fraud Cases .....	30
Table 26: Persons Arrested for Narcotics Related Crimes.....	30
Table 27: Narcotics seizures at Entebbe International Airport .....	33
Table 28: Categories of Victims of Aggravated Defilements.....	36
Table 29: Comparison of Other Sex Related Offences .....	38
Table 30: Districts/Divisions leading in Robbery .....	38



Table 31: Comparison of Breakings 2018 and 2017 .....	42
Table 32: Districts/Divisions Leading in Cases of Breakings .....	42
Table 33: Juveniles as Victims of Crime .....	48
Table 34: Juveniles as Accused/Suspects in selected Crimes.....	48
Table 35: Women Accused of Selected Crimes .....	48
Table 36: Registered Incidents of Trafficking in Persons in 2018 Compared to 2017 ....	49
Table 37: Registered numbers of Victims of trafficking per gender category .....	49
Table 38: Classification of the Registered Victims per Related Circumstances of Trafficking .....	50
Table 39: Forms of Exploitations for the Registered Victims.....	51
Table 40: Number of Foreign Victims of trafficking Intercepted or Rescued in Uganda during 2018 .....	51
Table 41: Number of Registered Victims per each Destination Country .....	51
Table 42: Potential/Suspected Victims of Trafficking Intercepted .....	52
Table 43: Number of Illegal Labour Recruitment Agents Investigated .....	52
Table 44: Prosecution on the Cases Registered in 2018 .....	53
Table 45: Victims Rescued and not Rescued .....	53
Table 46: Summary of Canine Activities .....	55
Table 47: Forensic Examinations done at DGAL and DFS .....	56
Table 48: Incidents handled by Police Marines .....	60
Table 49: Casualties on Water Bodies.....	61
Table 50: Marine Incidents and Causes .....	61
Table 51: Cases Handled by Police Mineral Protection Unit .....	62
Table 52: Activities Carried out to Regulate Noise Pollution.....	66
Table 53: Offences Handled by WALOPU .....	71
Table 54: Cases Handled by Flying Squad Unit .....	71
Table 55: Emergency calls attended to .....	73
Table 56: Time of Calls.....	73
Table 57: Structures where fire Emergencies were Handled .....	74
Table 58: Victims of Fire Incidences 2018 and 2017.....	74
Table 59: Areas where Emergency Rescue Occurred .....	75
Table 60: Nature of Road Traffic Crashes 2017 and 2018 .....	77



Table 61: Monthly Trend of Crashes January – December 2018.....	77
Table 63: Casualties during the period January –December 2018.....	81
Table 64: Comparison of Fatalities by Road User Group 2017 and 2018.....	81
Table 65: Comparison of persons seriously injured by road user group 2017 and 2018 .....	82
Table 66: Comparison of persons who sustained minor injuries by road user group 2017 and 2018.....	82
Table 67: Accident Victims by Age and Gender.....	83
Table 68: Nature of Accident with respect to Time .....	84
Table 69: Nature of Crashes with respect to Causes January - December 2018.....	85
Table 70: Class of Vehicle Involved in Crashes.....	85
Table 71: Express Penalty Scheme; January – December 2018 .....	87
Table 72: Ownership of Vehicles Involved in Crashes Jan – December 2018 .....	87
Table 73: Mechanical Condition of Vehicles Involved in Crashes .....	88
Table 74: Drivers Tested per Class of Driving Permit for the Period 2017 and 2018 .....	88
Table 75: Common Offences Handled under Fika Salama.....	89
Table 76: Monthly Collection of Fines from Defaulters.....	90



## DEFINITIONS

### **Accident Severity:**

Determined by or classified according to the most severe casualty involved in an accident. Severity is also used to rank accidents

### **Adult:**

A person aged 18 years and above, as per the Constitution of Uganda.

### **Casualty (Victim):**

Person who sustains a slight, serious or fatal injury.

### **Child / Juvenile:**

Is a person below 18 years of age (Children Statute 1997).

### **Crime:**

Is an act, omission or attempt in violation of criminal law.

### **Crime Rate:**

Is the incidence of crime per 100,000 people.

### **Detection:**

The establishment as to whether or not offence(s) have been committed.

### **Driver:**

In relation to a motor vehicle, means a person who drives, or attempts to drive, or is in charge of a motor vehicle (including a cycle) or an instructor of a learner driver. In relation to animals, means a person who guides cattle, singular or in herds, or flocks, pack saddle animals on a road; and in relation to a towed vehicle, means a person who drives the towing vehicle.

### **Engineering plant:**

Movable plant or equipment being a self-propelled vehicle or trailer designed or constructed for the special purposes of engineering operations which, where proceeding on a road, does not carry any load greater than such as is necessary for its propulsion or equipment.

### **Fatal Accident:**

Death occurring at the scene of the accident and, or within one year and one day as a result of injuries sustained in the accident.

### **Goods vehicle:**

Heavy motor car which is constructed or adapted for use for conveyance of goods or burden of any description.

### **Heavy goods vehicle:**

Heavy motor car which is constructed or adapted for use for conveyance of goods, or burden of any description exceeding a weight prescribed by regulations.



---

**Heavy motor car:**

Motor vehicle not being a motor cycle, which is constructed to carry a load or passengers, the permissible weight of which exceeds 22,500 kilograms.

**Heavy omnibus:**

Motor vehicle having seating accommodation for more than 60 passengers exclusive of the driver.

**Incidence of Crime:**

The total number of crimes reported per population of interest over a given period of time in a defined area (territory/country).

**Killed:**

Died within one year and one day from injuries received in a collusion

**Light Omnibus:**

Motor vehicle having seating accommodation for more than 7 but not exceeding 20 passengers exclusive of the driver.

**Medium omnibus:**

Motor vehicle having seating accommodation for more than 20, but not exceeding 60 passengers exclusive of the driver.

**Minor Accident:**

Accident where no persons are injured.

**Minor Injury:**

Injury of a minor character such as a sprain, bruise or cut not judged to be severe or slight shock requiring roadside attention.

**Motor car:**

Motor vehicle, not being a motorcycle, which is constructed to carry a load or passengers, the permissible maximum weight of which does not exceed 3,500 kilograms, and in case of a passenger vehicle which is constructed or adapted to carry not more than 7 passengers exclusive of the driver.

**Motor cycle:**

Motor vehicle with less than four wheels, the unladen weight of which does not exceed 400 kilograms.

**Motor vehicle:**

Any self-propelled vehicle intended or adapted for use on the road.

**Passenger:**

Any person, other than the driver, who is in, on, boarding, entering or falling from a motor vehicle at the time of the accident, provided a portion of the person is in, or on the motor





vehicle.

**Pedal cycle:**

Any vehicle which has at least 2 wheels which is propelled by means of pedals, or hand cranks solely by the muscular energy of the person riding it.

**Pedestrian:**

Any person travelling on foot

**Population (human):**

The number of people living in a particular geographical area or location.

**Serious Accident:**

Accident in which a person is admitted in the hospital as an “in-patient” or any of the following injuries whether or not one is admitted in the hospital, or sustains: fractures, concussion, internal injuries, crashing, severe cuts and lacerations.

**Serious Injury:**

Injury for which a person is admitted in hospital as an „in-patient“, or any of the following injuries whether or not the person is admitted in hospital: fractures, concussion, internal injuries, crashing, burns, severe cuts and lacerations or severe general shock requiring medical treatment.

**Traffic Accident:**

Crashes between vehicles; between vehicles and pedestrians; between vehicles and animals; or between vehicles and fixed obstacles

**Victim:**

A person who is offended as a result of a criminal act.

**Workload:**

The number of cases reported by a detective at a given point in time.



---

## **CLASS OF DRIVING PERMITS IN UGANDA**

**Class A:** Motorcycles

**Class DM:** Medium omnibuses

**Class B:** Motor cars and dual purpose vehicles

**Class DH:** Heavy omnibuses

**Class CM:** Medium goods motor vehicles & heavy tractors

**Class E:** Combination of vehicles

**Class CH:** Heavy goods vehicles

**Class G:** Engineering plant

**Class DL:** Light omnibuses

**Class H:** Tractors

**Class F:** Pedestrian controlled vehicles

**Class I:** Hover vehicles



## ACRONYMS

<b>AFIS</b>	Automated Fingerprint Information System
<b>AIGP</b>	Assistant Inspector General of Police
<b>AMISON</b>	African Mission in Somalia
<b>ASP</b>	Assistant Superintendent of Police
<b>CCTV</b>	Closed Circuit Television
<b>CFR</b>	Central Forest Reserves
<b>CID</b>	Criminal Investigations Directorate
<b>CMI</b>	Chieftaincy of Military Intelligence
<b>CPC</b>	Chief Political Commissar
<b>CPS</b>	Central Police Station
<b>DMC</b>	Dangerous Mechanical Condition
<b>DNA</b>	Deoxyribonucleic Acid
<b>DPP</b>	Directorate of Public Prosecutions
<b>EPPU</b>	Environmental Police Protection Unit
<b>FFU</b>	Field Force Unit
<b>FIA</b>	Financial Intelligence Authority
<b>FPU</b>	Formed Police Units
<b>HRD</b>	Human Resource Development
<b>HRLS</b>	Human Rights and Legal Services
<b>IBIS</b>	Integrated Ballistics Identification System
<b>ICT</b>	Information and Communications Technology
<b>IGG</b>	Inspector General of Government
<b>IOV</b>	Inspectorate of Vehicles

<b>IT</b>	Information Technology
<b>IPO</b>	Individual Police Officers
<b>JLOS</b>	Justice, Law and Order Sector
<b>KMP</b>	Kampala Metropolitan Police
<b>LDC</b>	Law Development Centre
<b>LDU</b>	Local Defence Units
<b>LMG</b>	Light Machine Gun
<b>MAAIF</b>	Ministry of Agriculture, Animal Industry and Fisheries
<b>MoU</b>	Memorandum of Understanding
<b>NDA</b>	National Drug Authority
<b>NRM</b>	National Resistance Movement
<b>NEMA</b>	National Environment Management Authority
<b>NWSC</b>	National Water and Sewerage Corporation
<b>PSO</b>	Private Security Organisation
<b>SAR</b>	Semi-Automatic Rifle
<b>SMG</b>	Sub Machine Gun
<b>TRSA</b>	Traffic and Road Safety Act
<b>UBOS</b>	Uganda Bureau of Statistics
<b>UCC</b>	Uganda Communications Commission
<b>UNMISS</b>	United Nations Mission in South Sudan
<b>UPDF</b>	Uganda Peoples Defense Force
<b>UPF</b>	Uganda Police Force
<b>UWA</b>	Uganda Wildlife Authority
<b>WALOPU</b>	Water Loss and Prevention Police Unit

## EXECUTIVE SUMMARY

2018 where 238,746 cases were registered compared to 252,065 cases in 2017 thereby reflecting a decrease in the volume of crime by 5.2%.

By the end of 2018; 73,035 cases were taken to court, out of which 22,263 cases secured convictions, 1,248 cases were acquitted and 11,121 cases were dismissed while 38,425 cases were still pending in court.

A total of 88,022 suspects were charged to court of whom 81,438 were males and 6,584 were females. 239,484 persons were victims of crime of whom 154,652 were males and 84,832 were females.

A total of 3,263 foreign nationals were involved in crime in 2018, of these, 1,194 foreign nationals were victims of crime while 2,069 foreign nationals were accused of crime.

The leading crimes in the period under review were Common Assaults, Defilements, Domestic Violence, Threatening Violence, Obtaining Money by False Pretense, Criminal Trespass, Malicious Damage to Property, Cattle Stealing, Thefts of Cash, Burglaries, Child Neglect, and Aggravated Assaults.

47.8% of crimes committed in 2018 were in rural areas, 47.7% were in urban centres while 4.5% were committed along the highways.

In 2018, out of every 100,000 people, 612 were victims of crime translating to 0.162%. This compared to 667 in 2017 showing a decrease in crime rate.

On average 19,896 cases were reported per month in 2018, compared to 21,005 cases in 2017.

Regions that registered increase in cases reported were KMP South, KMP North, West Nile, Albertine, Elgon, KMP East, Busoga North, Ssezibwa, Kiira and North West Nile.

Districts of Lira, Mbarara, Arua, Ntungamo, Katwe Division, Mpigi, Mbale and Gulu have continued to register highest crimes for the last four years.

A total of 90,763 cases were carried forward as backlog from 2018 and inquiries of these cases continue into 2019.

Foreign Nationals: 3,263 foreign nationals were involved in crime in 2018. Of these, 2,069 were accused while 1,194 were victims of crime.



Organised Criminal Syndicates: 18 criminal syndicates operating in different parts of the country were dismantled in 2018.

Homicide: 4,497 cases were registered compared to 4,473 cases in the year 2017 reflecting a 0.5 % increase.

Postmortem Examinations: A total of 8,826 postmortem examinations were carried out throughout the country

K-9: 8,619 trackings were carried out in 2018 to support investigations.

Police Marines: 279 people were rescued on the waters throughout the country.

Cyber Crimes: 198 cases were reported in 2018 compared to 158 cases in 2017 resulting into a loss of UGX. 610,335,000.

Defilement: 15,366 cases were reported in 2018 compared to 14,985 cases in 2017, thus giving an increase of 2.5 %.

Rape: 1,580 cases of rape were reported compared to 1,335 cases in 2017.

Ritual Murders: 06 cases were reported in 2018 compared to 10 cases in 2017.

Trafficking in persons: A total of 286 cases of Trafficking were reported in which 603 victims were rescued and resettled with their families.

Narcotics: 2,890 cases were reported in 2018 compared to 2,854 cases in 2017 reflecting a 1.3% increase.

Robbery: 7,354 cases of Robbery (both aggravated and simple) were reported, compared to 6,850 cases in 2017.

Domestic Violence: 13,916 cases of Domestic Violence were reported compared to 15,325 cases in 2017 giving a 9.2% decrease.

Breakings: 14,018 cases of breakings were reported compared to 13,883 cases in 2017, reflecting an increase of 0.97%.

Thefts: 61,533 cases of thefts were reported in 2018 as compared to 66,539 cases reported in 2017, reflecting a decrease of 7.5%.

Child Related Offences: 11,589 Child related cases where children/juveniles were direct targets/victims of crime, were reported in 2017 as compared to 15,093 in 2017.

A total of 199,785 tickets under Express Penalty Scheme were issued to traffic offenders amounting to UGX 18,011,260,000. A total of UGX 15,655,090,000 was paid as fines by traffic offenders.



# CHAPTER ONE

## INTRODUCTION





## 1.0 Introduction

The Annual Crime Report covers the period from January 1st, 2018 to December 31st, 2018.

The number of cases reported to Police in 2018 was **238,746** compared to **252,065** cases in 2017 thereby reflecting a decrease in the volume of crime by **5.2%**.

Table 1: Crime Comparison by Category

Crime Category	2018	2017	Diff.
Homicides	4,497	4,473	24
Economic crimes	15,099	16,031	-932
Sex Related crimes	17,521	16,862	659
Child Related crimes	11,589	15,093	-3,504
Breakings	14,018	13,883	135
Thefts	61,533	66,539	-5,006
Robbery	7,354	6,850	504
Assaults	36,323	36,541	-218
Terrorism	16	12	04
Political/Media crimes	442	193	249
Corruption	32	37	-05
Narcotics	2,890	2,854	36
Other Crimes in general	64,426	68,292	-3,866
Local laws	3,006	4,405	-1,399
<b>Total</b>	<b>238,746</b>	<b>252,065</b>	<b>-13,319</b>

Homicides, Sex Related Offences, Breaking, Robberies, Terrorism, Political/Media Crimes and Narcotics registered an increase in cases reported to police.

### ‘Other’ Crime Category

This arises out of the data capture forms not adapted to capture the frequent enactments or amendment of laws to bring on board new crimes. The UPF is undertaking a review of all data capture tools to address this and avail a more comprehensive picture of crimes in the country.

## 1.1 Crime Distribution

**4.5%** of all crimes were committed along the Highways, **47.7%** were in Urban Centres while **47.8%** were committed in Rural Areas.

Defilements, thefts, burglaries, rape and murders are more rampant in rural areas while robbery, common assaults and aggravated assaults are common in urban areas.



Table 2: Distribution of Crimes

Selected Crimes	Rural	Urban	High way	Total
Murder by Shooting	79	102	9	190
Attempted Murder by Shooting	26	46	-	72
Murder other than shooting	2,378	1,779	150	4,307
Attempted Murder other than Shooting	488	210	42	740
Rape	811	730	38	1,580
Defilement	8,217	7,107	42	15,366
Robbery	2,922	3,567	865	7,354
Burglaries/House Breaking	5,669	4,451	115	10,235
Child Stealing	232	13	-	245
Aggravated Assault	2,654	3,781	154	6,588
Common Assault	13,363	15,635	737	29,735
Theft from motor vehicles (property)	135	343	119	597
Escape/Rescue from Custody	627	943	13	1,583
Theft (all kinds)	21,326	8,405	1,404	31,135
All crimes not specified	55,195	66,770	7,055	129,019
<b>Total</b>	<b>114,121</b>	<b>113,882</b>	<b>10,743</b>	<b>238,746</b>

Table 3: Case Management Comparison

S/No.	Performance	2018	2017
1.	Cases Taken to Court	73,035	66,626
2.	Cases with Convictions	22,263	18,961
3.	Cases with Acquittals	1,248	1,419
4.	Cases Dismissed	11,121	9,613
5.	Cases Pending in Court	38,425	36,633
6.	Cases Under Inquiry	90,763	105,017

A total of **88,022** suspects were charged to court of whom, **79,083** were male adults, **2,355** were male juveniles, **5,988** were female adults and **596** were female juveniles.

A total of **239,484** persons were victims of crime of whom **143,880** were male adults, **10,772** were male juveniles, **60,648** were female adults and **24,184** were female juveniles.

### 1.2 High Court Sessions 2018

In 2018, CID summoned witnesses in **3,285** cases which were handled in High Court Sessions sitting in different High Court Circuits throughout the country. Of these, **328** cases were pending in High Court, **410** were postponed to the next High Court Sessions and **87** cases Nolle Prosequi were entered.

A total of **2,547** cases were concluded and **1,829** cases secured convictions. A total of **4,128** suspects appeared at High Court sessions in 2018.



**Table 4: Cases Handled by High Court in 2018**

Offence	No. of Cases	No. of Suspects	Convictions	Acquittals	Dismissal	Pending	Postponed to next session	Nolle Prosequi
Murder	990	1,481	600	146	132	93	183	24
Manslaughter	21	38	33	-	-	3	2	-
Aggravated Robbery	368	621	185	62	70	77	52	5
Rape	386	423	198	49	67	37	27	12
Aggravated Defilement	1,501	1,535	795	160	220	115	146	45
Other Offences	12	22	17	1	1	-	-	-
Kidnap with intent to murder	4	5	-	-	2	3	-	1
Aggravated Trafficking in Person	1	1	1	-	-	-	-	-
Sodomy	1	1	-	-	1	-	-	-
Attempted Rape	1	1	-	-	1	-	-	-
<b>TOTAL</b>	<b>3,285</b>	<b>4,128</b>	<b>1,829</b>	<b>418</b>	<b>494</b>	<b>328</b>	<b>410</b>	<b>87</b>



Table 5: High Court Cases Handled Per Region

S/No.	Regions	No. of Cases Handled
1.	North Kyoga	372
2.	Aswa	345
3.	Rwizi	276
4.	Albertine	243
5.	KMP North	169
6.	Savannah	156
7.	KMP South	154
8.	Greater Masaka	148
9.	Rwenzori West	140
10.	Kigezi	139
11.	Wamala	122
12.	East Kyoga	118
13.	Greater Bushenyi	109
14.	Katonga	100
15.	West Nile	79
16.	KMP East	78
17.	Ssezibwa	69
18.	Busoga East	69
19.	Bukedi	68
20.	Elgon	64
21.	North West Nile	58
22.	Busoga North	58
23.	Rwenzori East	50
24.	Mt. Moroto	36
25.	Kiira	27
26.	Kidepo	25
27.	Sipi	13
	<b>TOTAL</b>	<b>3,285</b>

### 1.3 Phone Tracking of Criminals/Victims

Between 2017 and end of 2018, the Directorate of Criminal Investigations spent **UGX 96,806,000** on tracking criminals/victims involved in different crimes throughout the country. This was through obtaining of call data records from telecommunications companies.





Table 6: Tracking of Criminals/Victims

S/No.	Cases that involved Tracking	Amount Spent (UGX)
1.	Murder	33,791,000
2.	Cyber Related Crimes	9,370,000
3.	Threatening Violence	9,540,000
4.	Disappearances	5,705,000
5.	Aggravated Robbery	4,520,000
6.	Embezzlement	3,120,000
7.	Obtaining Mooney by False Pretenses	3,250,000
8.	Call Data Records	4,740,000
9.	Aggravated Defilement	2,680,000
10.	Translation and Transcribing	5,500,000
11.	Kidnaps	1,770,000
12.	Personation	2,050,000
13.	Examination Malpractice	1,490,000
14.	Counterfeit notes	1,400,000
15.	Irregular Payment of Salary	1,270,000
16.	Thefts	1,000,000
17.	Promotions and Transfers	1,730,000
18.	Extortion/Bribery	740,000
19.	House Breaking	660,000
20.	Malicious Damage	500,000
21.	Stealing Motor Vehicle	700,000
22.	Solutions Money	330,000
23.	Threatening to Kidnap	260,000
24.	Registration by False Pretenses	230,000
25.	Defamation	190,000
26.	Threatening to Attack Police Station	190,000
27.	Fraudulent Acquisition of Passports	80,000
	<b>TOTAL</b>	<b>96,806,000</b>

#### 1.4 Firearms recovered in 2018

A total of **167** firearms and **2,284** rounds of ammunitions were recovered in 2018. This followed various operations against criminal activities throughout the country.





Table 7: Recovery of Firearms and Ammunitions

S/No.	Type of Weapons	Number Recovered	
		Guns	Ammunitions
1.	SMG Rifles	73	1,736
2.	SAR	36	113
3.	Star Pistols	14	104
4.	G3 Rifles	08	12
5.	303 Rifles	04	05
6.	Short Guns	03	06
7.	She Guns	03	08
8.	Pump Action	17	05
9.	Mark 4	03	05
10.	Jericho Pistol	02	16
11.	Green Gun	01	04
12.	Berretta Pistol	01	08
13.	LMG	01	250
14.	Uzi Gun	01	12
	<b>TOTAL</b>	<b>167</b>	<b>2,284</b>

Table 8: Recovery of Guns per Region

S/No.	Regions	Number Recovered	
		Guns	Ammunitions
1.	Aswa	24	654
2.	Kigezi	16	83
3.	KMP East	39	153
4.	KMP South	13	291
5.	Greater Masaka	11	93
6.	Katonga	06	96
7.	West Nile	09	307
8.	Wamala	06	19
9.	Kiira	08	85
10.	North West Nile	05	75
11.	Savannah	07	97
12.	North Kyoga	03	09
13.	Rwizi	04	15
14.	Rwenzori West	03	171
15.	Rwenzori East	02	05
16.	Kidepo	02	60
17.	Greater Bushenyi	02	04
18.	Bukedi	02	24
19.	KMP North	01	02
20.	Busoga East	01	05
21.	Mt. Moroto	01	00
22.	Albertine	01	18
23.	Elgon	01	05
	<b>TOTAL</b>	<b>167</b>	<b>2,284</b>

Regions of Busoga North, East Kyoga, Sipi and Ssezibwa did not have any recoveries by the end of 2018.



## 1.5 Foreign Nationals in Crime

A total of **3,263** foreign nationals were involved in crime in 2018 throughout the country, of these, **2,069** were accused while **1,194** were victims of crime.

Table 9: Foreign Nationals as Accused Persons

Crime	Kenya	Tanzania	Rwanda	Congo	Sudan	Other Africans	Middle East/Asia	Europe	America	Total
Murder	-	-	2	8	-	2	2	-	-	14
Rape	1	-	1	-	-	1	1	-	-	4
Defilement	1	2	24	36	37	8	-	-	-	108
Robbery	-	-	-	-	1	5	-	-	-	6
Corruption	-	-	-	1	-	-	-	-	-	1
False cheques	2	-	-	-	-	3	4	-	-	9
Assault	3	3	24	25	9	10	16	4	-	94
Theft	9	7	85	56	28	20	4	-	1	210
Immigration act	4	16	1,085	181	1	37	2	-	-	1,326
Fire arms	-	-	5	1	-	-	-	1	-	7
Drugs	4	2	14	10	2	6	-	-	-	38
Others	12	12	82	50	50	30	7	5	4	252
<b>Grand total</b>	<b>36</b>	<b>42</b>	<b>1,322</b>	<b>368</b>	<b>128</b>	<b>122</b>	<b>36</b>	<b>10</b>	<b>5</b>	<b>2,069</b>

A total of **2,069** foreign nationals were involved in various crimes for a period covering January to December, 2018 as enumerated in table 9 above.



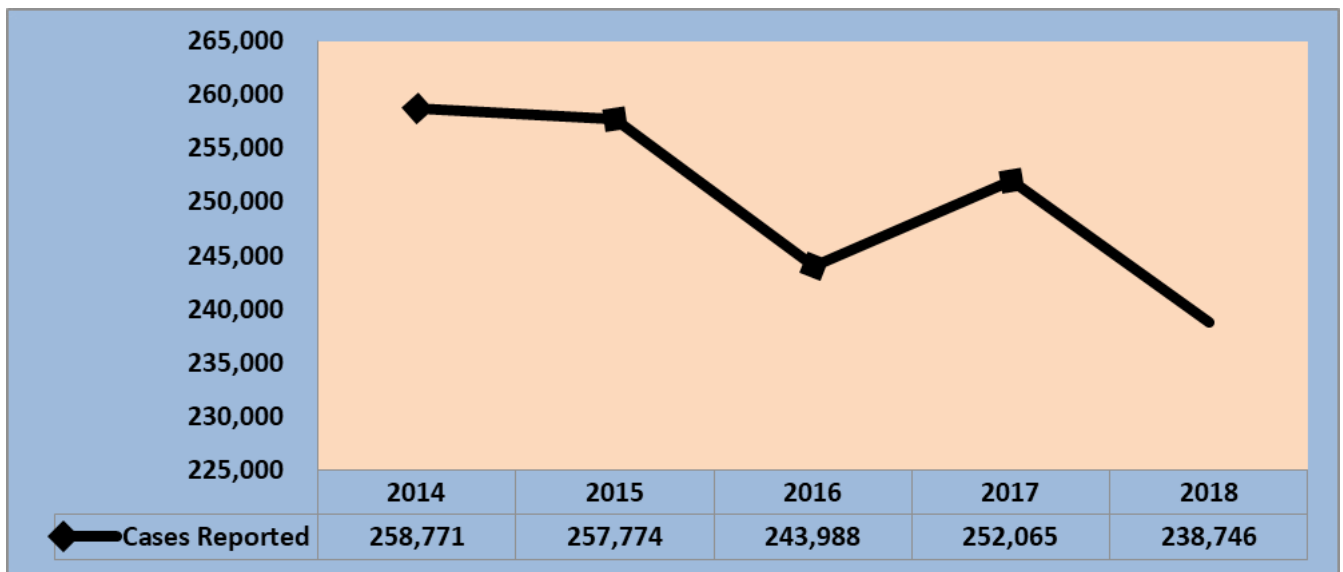
Table 10: Foreign Nationals as Victims of Crime

Crime	Kenya	Tanzania	Rwanda	Congo	Sudan	Other Africans	Middle East/Asia	Europe	America	Total
Murder	-	1	7	10	7	2	-	-	1	28
Rape	-	-	-	-	2	1	-	-	-	3
Defilement	-	-	29	36	41	6	-	-	-	112
Robbery	4	1	3	8	41	10	35	7	-	109
Corruption	-	-	-	-	-	-	1	-	-	1
False cheques	2	-	1	-	1	3	13	-	-	20
Assault	1	1	19	27	13	19	35	5	3	123
Theft	25	5	37	75	53	48	138	39	9	429
Immigration act	-	-	1	4	-	4	16	4	-	29
Fire arms	-	-	-	-	-	-	-	-	-	-
Drugs	-	-	-	-	1	-	-	-	-	1
Others	10	5	44	47	45	77	76	24	11	339
<b>Grand total</b>	<b>42</b>	<b>13</b>	<b>141</b>	<b>207</b>	<b>204</b>	<b>170</b>	<b>314</b>	<b>79</b>	<b>24</b>	<b>1,194</b>

Most of the victims of crime were **314** Asian nationals, followed by **207** Congolese nationals, **204** South Sudanese nationals, **141** Rwandan nationals among others



Figure 1: Crime Trend Comparison 2014 – 2018



### 1.6 Crime Rate in 2018

According to UBOS statistical abstract 2018, the current population estimates is at **39,040,900** therefore giving a crime rate of:

$$\frac{238,746}{39,040,900} \times 100,000 = 612$$

This means that, out of every 100,000 people, **612** were victims of crime.

Table 11: Crime Rate Comparison 2015-2018

Year	2015	2016	2017	2018
Crime Rate	742	666	667	612

Table 11 above shows a consistent drop in crime rate for the past four years from **742** to **612**. The drop however is not so statistically significant due to the under listed reasons:

- i. Creation of new Policing Districts/Divisions and units thereby extending police services nearer to the people leading increased reporting of cases.
- ii. Heightened Community Policing programmes which has created awareness and improved Police – Public relations
- iii. New crime fighting strategies like Fiika Salaama where 47,106 traffic offenders were arrested at various traffic check points.
- iv. Emergence of criminal syndicates with multiple victims in different parts of the country.
- v. Attachment of Police officers in Authorities and Statutory bodies to handle big volume of crimes.



- vi. Advancement in Technology where almost everybody owns a mobile phone making it easy for people to connect and commit crimes.
- vii. Widespread use of boda boda making it easy for people to commit crimes and escape easily.
- viii. Moral decadence with urge of getting rich quickly leading to high commission of crimes.

## 1.7 Monthly Crime Trend

On average, **19,896** crimes were reported per month in 2018, compared to **21,005** crimes in 2017.

Figure 2: Monthly Crime Trend for 2018 and 2017

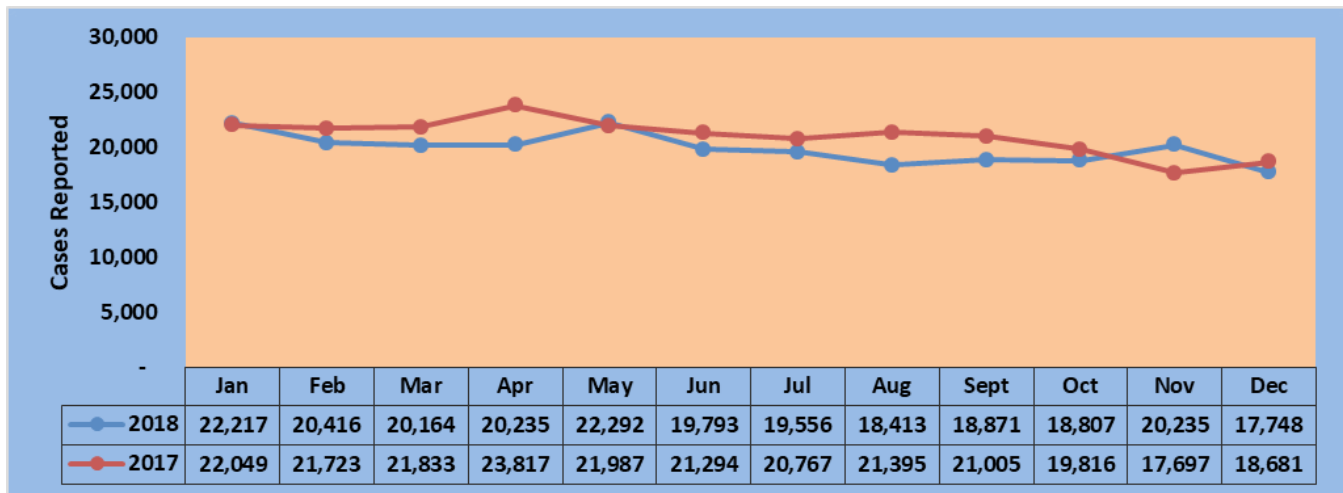


Table 12: Leading Crimes in 2018 and 2017

S/No.	Crimes	No. of Cases		Difference
		2018	2017	
1.	Common Assaults	29,735	30,794	-1,059
2.	Defilement	15,366	14,985	381
3.	Domestic Violence	13,916	15,325	-1,409
4.	Threatening Violence	13,357	13,474	-117
5.	Obtaining By False Pretences	12,313	12,771	-458
6.	Criminal Trespass	9,500	10,020	-520
7.	Malicious Damage to Property	8,339	8,078	261
8.	Cattle Stealing	7,161	7,824	-663
9.	Thefts of Cash	7,079	7,878	-799
10.	Burglaries	6,867	6,656	211
11.	Child Neglect	6,757	10,021	-3,264
12.	Aggravated Assaults(general)	6,584	5,732	852



Common assaults remain the leading crime, followed by defilements, domestic violence and threatening violence. Defilements and malicious damage to property were notably more than the previous year though the general trend was similar.

**Table 13: Regional Comparison on Cases Reported**

S/No	REGIONS	No. OF CASES		DIFFERENCE
		2018	2017	
1.	North Kyoga	16,488	19,198	-2,710
2.	Aswa	15,839	15,977	-138
3.	Rwizi	15,690	16,685	-995
4.	Greater Masaka	13,056	13,611	-555
5.	Bukedi	12,567	13,690	-1,123
6.	KMP South	11,582	10,839	743
7.	KMP North	11,475	10,121	1,354
8.	Kigezi	11,317	11,429	-112
9.	West Nile	11,041	10,079	962
10.	East Kyoga	10,768	12,292	-1,524
11.	Albertine	10,541	10,502	39
12.	Elgon	10,096	10,072	24
13.	KMP East	9,185	8,934	251
14.	Rwenzori West	8,318	11,464	-3,146
15.	Greater Bushenyi	7,774	9,051	-1,277
16.	Katonga	7,444	9,231	-1,787
17.	Busoga North	7,003	6,980	23
18.	Busoga East	6,582	6,668	-86
19.	Wamala	6,238	6,577	-339
20.	Savannah	6,185	6,451	-266
21.	Sipi	5,187	6,360	-1,173
22.	Ssezibwa	5,039	4,937	102
23.	Kiira	4,708	4,499	209
24.	Mt. Moroto	4,374	6,099	-1,725
25.	Rwenzori East	3,537	3,674	-137
26.	North West Nile	2,733	2,048	685
27.	Kidepo	2,601	2,669	-68
28.	C.I.D Headquarters	1,378	1,930	-552

Regions of KMP South, KMP North, West Nile, Albertine, Elgon, KMP East, Busoga North, Ssezibwa, Kiira and North West Nile registered increases in the number of cases registered.





Table 14: Districts with highest number of Reported Crimes

S/No.	DISTRICTS/DIVISIONS	No. of Cases		
		2018	2017	2016
1.	Lira	6,726	7,872	6,509
2.	Mbarara	5,262	5,096	4,752
3.	Arua	4,961	4,261	3,714
4.	Ntungamo	4,731	6,839	4,813
5.	Katwe Division	3,943	3,510	3,421
6.	Mbale	3,940	3,857	4,158
7.	Omoro	3,844	-	-
8.	Gulu	3,569	4,731	3,275
9.	Kabale	3,429	3,597	3,965
10.	Tororo	3,406	3,651	3,463
11.	Jinja	3,244	3,046	2,374
12.	Mpigi	3,228	4,539	4,527
13.	Kapchorwa	2,831	3,534	2,331

Districts of Lira, Mbarara, and Gulu have continued to register highest crimes for the period under review.

A total of **90,763** cases were carried forward as backlog from 2018 and inquiries of these cases continue into 2019.

Table 15: Case backlog Summary for the last 5 years

	2014	2015	2016	2017	2018
Backlog	122,733	101,904	95,270	105,017	90,763

### 1.8 Community Policing Activities - 2018

During the year 2018 the Department of Community Policing under the Directorate of CPC conducted a number of activities aimed at improving police - community safety, consolidating community policing and improving public relationship. The activities were centered on community sensitization, meetings, lectures, visitation to schools, higher institutions of learning, refugee camps, engagement of local council committees and Radio talk-shows.

The community policing programmes targeted the community members, local leaders, business community, police officers, women leaders and the other special interest groups.



### *Students being sensitized on fire safety*

The following activities were conducted during the period under review;

- i) A total of 1,315 sensitization programmes were conducted in various parts of the country including in refugee camps for 175,366 community members out of which, 38,580 were females.
- ii) 227 schools out-reach programmes were conducted in various schools and a total of 88,370 students were sensitized on crime prevention in schools
- iii) 563 Radio and TV sensitization programmes were conducted on various Radio and TV stations.

## **1.9 UPF Capacity Building**

In 2018, a total of **2,289** Police officers underwent training in various fields to improve on the capacity to handle challenges of policing. These were conducted both within and outside the country. Of these, **1,731** were male officers and **558** female officers.

A total of **2,166** officers were trained in the country while **123** officers received training outside the country.

## **1.10 Gender Mainstreaming in Police**

By the end of 2018, the female strength of the UPF stood at **19%**. There is a big gap in terms of gender responsiveness in the current policing approaches that needs to be bridged especially at top and middle level managers.



There are deliberate efforts to support mainstream gender in the UPF. This has seen Uganda Police appreciate the need for a Gender Policy and its strategy which were launched in 2018 and there is progressive implementation of the strategy.

So far **121** middle managers have undergone the Gender responsiveness Policing programme and out of these **28** (23%) were female and **93** (76%) male.

### 1.10.1 Deployment in Foreign Missions

By the end of 2018, a total of **228** personnel were deployed in foreign missions, out of whom, **51** were female officers representing **22.3%**

Table 16: Foreign Mission Deployments – 2018

S/No	Mission	Male	Female	Total
1.	UNMISS (IPOs)	15	08	23
2.	AMISOM (IPOs)	26	13	39
3.	AMISOM (FPU's)	132	28	160
4.	Secondments	04	02	06
	<b>TOTAL</b>	<b>177</b>	<b>51</b>	<b>228</b>

**17.3%** of female officers are in command positions as compared to **82.7%** of their male counterparts. The force is therefore working to improve gender mainstreaming to ensure that this trend is reversed in a phased manner.

Table 17: Officers per Command Positions

S/No.	Offices	Male	Female	Total
1.	Directors	19	01	20
2.	Deputy Directors	21	04	25
3.	Heads of Departments	100	11	111
4.	Regional Police Commanders	26	01	27
5.	Regional CID Officers	25	02	27
6.	Deputy Regional CID Officers	22	05	27
6.	District/Divisional Police Commanders	137	10	147
7.	District/Divisional CID Officers	112	35	147
8.	Officer in charge Stations	171	125	296
	<b>TOTAL</b>	<b>633</b>	<b>194</b>	<b>827</b>





# CHAPTER TWO

## CRIME ANALYSIS





## 2.1 Homicides

In 2018, homicide cases were **4,497** compared to **4,473** cases in the year 2017 reflecting a **0.5 %** increase. The motives behind such killings include land wrangles, dissatisfaction with delayed/omission of justice, family misunderstandings and business rivalry among others.

Table 18: Homicide Comparison 2018 and 2017

S/No.	Crimes	No. of Cases		DIFF
		2018	2017	
1.	Death (by shooting)	190	167	23
2.	Death (by mob action)	636	603	33
3.	Death (Poisoning)	81	95	-14
4.	Death (Aggravated Domestic Violence)	362	361	1
5.	Death(Fire Out Breaks)	42	124	-82
6.	Other Death (Other Causes)	3,186	3,123	63

Table 19: Districts/Police Divisions with Highest Volume of Homicides

S/No.	DISTRICTS/DIVISIONS	No. of Cases
1.	Mbarara	138
2.	Arua	106
3.	Ntungamo	96
4.	Mubende	84
5.	Tororo	79
6.	Lira	79
7.	Kiryandongo	79
8.	Luweero	68
9.	Isingiro	66
10.	Busia	64
11.	Mayuge	63
12.	Masaka	62
13.	Sembabule	60
14.	Nakaseke	60

The District of Mbarara continues to register high number of Homicide cases since 2011 to date.

### 2.1.1 Postmortem Examinations Carried Out in 2018

A total of **8,826** postmortem examinations were carried out throughout the country. Of these, **3,343** were for murder cases, **2,905** for fatal traffic accidents, **1,068** for sudden





deaths, **661** for murder by Mob action, **196** for murder by shooting, **147** for suicide cases, **126** for cases of drowning, **169** for suspected murder cases, **89** for death by natural causes, **33** for electrocution cases, **29** for cases of poisoning, **23** for rash and negligence causing death, **17** for cases of death by fire, **17** for manslaughter, **13** for infanticide, **37** for murder and aggravated robbery cases, **09** for cases of death as a result of abortion, **06** for death caused by wild animal attack, **06** for cases of ritual murders, **01** for case of death by bomb blast, **01** for mudslide and **10** for unknown causes.

Table 20: **Postmortem Examinations per Region**

S/No	Regions	No. of Postmortem done
1.	KMP	2,912
2.	Directorate of Traffic and Road Safety	2,095
3.	Greater Masaka	300
4.	Rwizi	267
5.	North Kyoga	225
6.	Rwenzori West	220
7.	East Kyoga	201
8.	Kigezi	200
9.	Aswa	155
10.	Wamala	151
11.	Greater Bushenyi	143
12.	West Nile	130
13.	Busoga East	121
14.	Albertine	120
15.	Rwenzori East	113
16.	Bukedi	102
17.	Savannah	102
18.	Elgon	96
19.	Ssezibwa	91
20.	Kidepo	64
21.	Mt. Moroto	57
22.	Kiira	55
23.	Katonga	55
24.	North West Nile	41
25.	Sipi	36
26.	Busoga North	19
	<b>TOTAL</b>	<b>8,826</b>

### 2.1.1.1 Death by Shooting

A total of **190** cases were reported in 2018 compared to **167** cases reported in 2017 giving



a **13.7 %** increase.

By the end of the year, **44** cases of death by shooting were taken to court, **39** cases were still pending in court. A total of **117** cases were still under investigations.

A total of **218** people were shot dead, of whom **197** were male adults, **17** were female adults and **04** were male juveniles.

#### **i. Murder by Shooting cases per Region**

Leading regions in death by shooting were KMP North with **20** cases, followed by Greater Masaka with **19** cases, KMP East and Kidepo with **13** cases each, West Nile with **12** cases, Kigezi and Mt. Moroto with **08** cases each. Rwenzori East, Aswa, Sipi, Elgon and Busoga East with **07** cases each.

#### **ii. Murder by Shooting cases per District/Division**

Most of the shootings took place in the districts of Kaabong with **12** cases, followed by Kalungu with **10** cases, Arua with **07** cases, Kira Division, Wakiso Division and Kasangati Division with **05** cases each. Kawempe Division, Mukono Division, Old Kampala Division, Mbarara and Kween registered **04** cases each.

#### **2.1.1.2 High Profile Murder by Shooting.**

##### **i. Hon. Ibrahim Abiriga**

On 08<sup>th</sup> June, 2018 at around 1830hrs in Kirinnyabigo, Kawanda, Nabweru Sub County in Wakiso District, **Hon. Ibrahim Abiriga**, MP Arua Municipality together with his brother one **Saidi Kongo** 48 years old were shot dead by unidentified assailants a few meters from his residence. They were travelling in the MP's yellow beetle vintage car Reg. No UBB 107D. The case was registered Vide Kawempe CRB 599/2018.

**10** Suspects were arrested and are at different stages of prosecution.



*The Late Hon. Abiriga Ibrahim*

##### **ii. ASP Kirumira Muhammad**

On 08<sup>th</sup> September, 2018 at about 2030hrs at Bulenga A Zone, Wakiso District, **ASP Kirumira Muhammad** and one **Naalinya Resty** were shot dead by four unidentified men armed with two AK 47 rifles and



*The Late ASP Kirumira Muhammad*



riding on two numberless motorcycles. The deceased were shot dead in M/V Reg. No UAJ 228V Toyota Coroner, black in colour. The motive for the killing is still unknown. The case was registered Vide Bulenga CRB 127/2018.

**02** suspects were arrested, of whom **01** was charged to court and remanded pending trial.

### **iii. Dr. Gwaluka Ibrahim**

On 14th December, 2018 at 2045hrs at Bulubandi Central, Iganga Municipality, Iganga District, one **Dr. Gwaluka Ibrahim**, a Medical Doctor In-charge of Kigandalo Health Centre IV in Mayuge District was shot dead at his home by two unknown persons one armed with a gun. The deceased was driving his personal vehicle Reg. No. UAR 893N with his wife one **Musabi Jalia**, As soon as the deceased entered his compound and parked, the unknown gunmen emerged from within the compound and shot at his vehicle.



*Dr. Gwaluka Ibrahim*

**05** suspects were arrested for the murder, **04** were charged to court and remanded pending trial.

## **2.1.2 Death by Mob Action**

A total of **636** cases of death by mob action were reported in 2018 compared to **603** cases in 2017 hence an increase by **5.5%**. Murders by mob action are mainly a result of thefts, robbery, dissatisfaction with judicial system, murders, witchcraft and burglary among others

By the end of the year, **96** cases were taken to court, **93** cases were still pending in court while **431** cases were still under investigations.

A total of **656** people were killed as a result of mob action, of whom, **619** were male adults, **25** were female adults, **11** male juveniles and **01** female juvenile.

### **i. Murder by Mob Action in Region**

Murder by mob action were highest in the regions of Albertine which registered **45** cases, Busoga East with **41** cases, KMP South with **39** cases, North Kyoga with **38** cases, West Nile and Rwizi with **35** cases each, KMP North and KMP East with **33** cases each, Wamala with **31** cases, Savannah had **30** cases and Kigezi with **29** cases.



## ii. Murder by Mob Action per District/Division

Most of these killings took place in the Districts of Arua with **19** cases followed by Mbarara with **18** cases, Luweero with **17** cases, Mayuge had **15** cases, Mukono Division and Nsangi Division with **14** cases each, Kaliro with **13** cases, Katwe Division, Nakaseke, Lira, Kiryandongo and Kiboga registered **11** cases each.

### 2.1.3 Death through Domestic Violence

Incidences of Death through Domestic Violence reported to the police in 2018 were **362** cases compared to **361** cases in 2017 leading to a **0.3%** increase.

By the end of the year, **231** cases were taken to court, **214** cases were still pending in court. A total of **107** cases were still under investigations.

A total of **353** people were killed as a result of aggravated domestic violence, of whom, **174** were male adults, **138** were female adults, **25** were male juveniles and **16** were female juveniles.

#### i. Murder by Domestic Violence per Region

Aswa registered the highest number with **55** cases, followed by North Kyoga with **48** cases, Rwizi with **31** cases, Rwenzori West registered **25** cases, Albertine, East Kyoga and West Nile had **18** cases each, Bukedi with **17** cases, Mt. Moroto with **16** cases, Greater Bushenyi and Kigezi with **14** cases, North West Nile and Busoga East with **13** cases among other regions.

#### ii. Murder by Domestic Violence per District/Division

The highest number of death by domestic violence were in Amuru with **16** cases, Oyam with **14** cases, Arua with **12** cases, Kole and Agago registered **11** cases each. Districts of Mbarara, Gulu and Ntungamo registered **10** cases each.

### 2.1.4 Ritual Murders

In 2018, a total of **06** cases of ritual murders were reported compared to **10** cases in 2017.

### 2.1.5 Death Other Causes

These include Murder after assault, murder after arson, murder during robbery, murder by stabbing, murder by strangulation, murder by hacking/cutting among others.

A total of **3,186** cases were reported in 2018 as compared to **3,123** cases in 2017 hence giving an increase of **2.0%**.



By the end of the year, **820** cases were taken to court, **785** cases were still pending in court while **1,740** cases were still under investigations.

#### **2.1.5.1 Murder of 10 Students of St Bernard’s Secondary School, Rakai District**

On 11<sup>th</sup> November, 2018 at around 2355hours at St Bernard’s Secondary School, Mannya located in Kawunguli Parish, Kifamba Sub County, Kakuuto County in Rakai District along Kyotera-Mutukula Road 9km off Sanje Trading Center, a senior three boys dormitory was set ablaze by unknown arsonists after locking the exit door from outside with 02 padlocks to ensure that the occupants do not easily escape from the said dormitory. **10** students were killed and **36** others seriously injured.

Four students namely;- Taremwa Henry, Mugarura Alex Junior, Niyo Edison alias Eddie and Kisuule Dickson were charged to court with forty-nine counts including offences of Murder, Attempt to murder, Arson, Attempted Arson while Corporal Tayebwa and Nzeimana Steven were charged with negligence of duty all under the Penal Code Act cap 120.

#### **2.1.6 Kidnap/Abduction**

Kidnaps/abductions have been motivated by demand for ransom, vengeance by lovers, kidnaps to finance terrorism, extortion or self-gain from relatives and ritual purposes among others.

A total of **202** persons were registered as victims of kidnap. Of these, **16** victims were killed, **84** victims were rescued by Police, **99** victims/suspects of self-kidnap resurfaced by themselves while **03** victims were still missing by end of the year.

In 2018, a total of **184** cases of Kidnap were reported throughout the country. Out of these, **39** cases were still under inquiry by the end of the year, **61** cases were put away, **19** cases had suspects committed to High Court, **45** cases were still pending in court, **12** cases secured convictions and **01** case was acquitted while **07** cases were dismissed.

##### **2.1.6.1 Kidnap and Murder of Susan Magara**

On 07<sup>th</sup> February, 2018 at around 2100hrs at Lungujja Sendaula Zone, Rubaga Division in Kampala District, Susan Magara F/A 28 years, a cashier of Bwendero Dairy Farm, while returning from a gym at Seb Hotel was kidnapped by unknown people. On 08/02/2018, the kidnappers called Mrs Magara demanding for a ransom of **USD. 1,000,000**. On 24/02/2018, a ransom of **USD 200,000** was delivered at Kigo as directed by the kidnappers but the victim was not released.





Investigations were instituted to find out the whereabouts of the victim vide Old Kampala CRB 141/2018. On 27th February, 2018, the body of Susan Magara was recovered at Kitiko, Birongo cell, Mutungo Parish, Makindye Ssabagabo in Wakiso District following information from a resident of the area.



*The Late Susan Magara*

Thirteen (13) suspects were arrested, 10 charged and committed to High Court for trial.

**Table 21: Regions where Kidnaps/Abductions Cases were Reported in 2018**

S/No.	Regions	No. of Cases
1.	KMP South	26
2.	KMP North	25
3.	KMP East	20
4.	Rwenzori West	18
5.	Busoga East	15
6.	Albertine	14
7.	Kigezi	11
8.	Rwizi	09
9.	Ssezibwa	08
10.	Kiira	05
11.	Bukedi	04
12.	Busoga North	04
13.	Katonga	04
14.	West Nile	04
15.	Aswa	04
16.	Wamala	03
17.	Rwenzori East	03
18.	Savannah	02
19.	Greater Bushenyi	02
20.	Greater Masaka	01
21.	Elgon	01
22.	North Kyoga	01
	<b>TOTAL</b>	<b>184</b>

## 2.2 Terrorism

There were 16 cases of terrorism reported in 2018 compared to 12 cases reported in 2017. By the end of the year, 03 cases were taken to court and are still pending in court while 13 cases are under inquiry. 03 Male Adults were charged to court and are awaiting trial.



## 2.3 Treason

During the period under review, **08** treason cases were reported, compared to **06** in 2017. By end of the year, **03** cases were taken to court while **05** were still under inquiry. **49** persons were charged to court and are awaiting trial.

### 2.3.1 Treason –Arua CRB 3444/2018, Stoning of the Presidential Convoy

On 13<sup>th</sup> August 2018, the final day of By-Election campaigns for Member of Parliament for Arua Municipality, there was an attempt to block the convoy of H. E. The President as it drove from Giligili where he had landed to Arua Hill grounds using a caterpillar Reg. No UAP 064R and a white lorry. After the rally on his way to Giligili to board a helicopter back to Kampala, the convoy was blocked by a violent procession of supporters of Hon. Kassiano Wadri Ezati who disregarded police and traffic instructions.

At around 1800hours along Arua - Pajulu Road, as the presidential motorcade maneuvered its way through the crowd, it was pelted with stones thereby smashing the rear windscreen of the Presidential car and other two cars in the convoy. H. E. The President managed to safely reach Giligili and boarded off to Kampala.



*Smashed rear wind screen of the Presidential car along Arua - Pajulu road*

A total of **36** persons were arrested and charged with Treason Vide Arua CRB 3444/2018. By the end of the year, the case was still ongoing in court.

## 2.4 Economic Crimes

### 2.4.1 Corruption (Public Sector Fraud)

A total of **32** cases were reported in 2018 compared to **37** cases in 2017.

By the end of 2018, **25** cases were still under inquiry, **12** cases were submitted to DPP/RSA





for perusal, **02** cases were taken to court and were still pending in court while **05** cases were not detected.

## 2.4.2 Economic Crimes (Private Sector Fraud)

In the year 2018, a total of **15,099** cases of Economic Crimes were reported, compared to **16,031** cases in 2017 giving a decrease of **5.8%**.

Table 22: Breakdown of Economic Crimes

S/No.	Offences	Cases Reported		Diff.
		2018	2017	
1.	Obtaining by False Pretenses	12,313	13,381	-1,068
2.	Forgery & Uttering of False Documents	898	910	-12
3.	Counterfeiting	541	585	-44
4.	Issuing False Cheques	344	349	-05
5.	Embezzlement	199	304	-105
6.	Cyber crime	198	158	40
7.	Bank & Other Corporate Frauds	17	185	-168
8.	Abuse of Office	50	84	-34
9.	Causing Financial loss	58	75	-17
<b>Total</b>		<b>15,099</b>	<b>16,031</b>	<b>-932</b>

Table 23: Leading Districts/Divisions in Economic Crimes – 2018

S/No.	DISTRICTS/DIVISIONS	No. of Cases
1.	Lira	640
2.	Central Police Station, Kampala	632
3.	C.I.D Headquarters	491
4.	Arua	371
5.	Jinja Road Division	320
6.	Old Kampala Division	298
7.	Katwe Division	287
8.	Mukono Division	283
9.	Jinja	269
10.	Mbale	269

Lira and CPS Kampala continue to take lead in economic Crimes for the last three years.

### 2.4.2.1 Pyramid Scheme

Pyramid schemes and Ponzi schemes are fraudulent schemes in which unsuspecting individuals are defrauded by unscrupulous operators who promise extraordinary returns on funds “invested” with them. However, unlike legitimate investment schemes, these



types of schemes usually offer consistent ‘profits’ only as long as the number of investors continue to increase. In the year 2018, two key cases were handled namely;

#### **i. D9 Clube**

D9 Clube, whose activities were being coordinated by one Magara Smart Protus, assisted by Christine Onen and others. Magara Smart Protus is a Ugandan and Director in Excel Business Networks Limited located on Plot 23-27 Prime Plaza, Jinja Road. Mr. Magara opened several bank accounts in different banks including Bank of Africa, Stanbic Bank, Equity Bank and Diamond Trust Bank.

The case was reported by Bank of Uganda and Financial Intelligence Authority investigated under CID headquarters in 2017 and concluded in 2018. The DPP advised that the parties go civil.

The victims would deposit different amounts to these accounts. Some contributions were received in cash and receipt issued while others receipts were not issued but transactions were entered in a register.

These funds were subsequently either withdrawn by Mr. Magara or transferred abroad to companies including Worldwide Trading & Commerce Ltd, Yuan Feng Trade Limited, and Onix Trade. Magara claimed to be a liaison Officer of a Brazilian company called D9 Clube Ltd, and that his role was to receive funds on behalf of D9 Clube affiliates and transfer it to them, which explained the deposits and withdrawals from his accounts.

The accounts were frozen by FIA as investigations were being carried out. After perusal, the DPP advised that parties involved should resolve the matter in civil court. **The criminal case file was therefore closed and put away.**

The money from the accounts in Equity Bank and Diamond Trust Bank amounting to about USD 2,000,000, was transferred to the Financial Intelligence Authority’s Fines and Frozen Assets account held at Bank of Uganda for preservation pending conclusion of the case.

#### **ii. Development Channel**

The matter was reported to Police by the Capital Markets Authority indicating suspected involvement of fraud and/or Money Laundering by Directors of Development Conglomerate Limited trading as Development Channel TV. The company’s business address was Plot 173 Port Bell Road, Kitintale Kampala, Uganda.



It is alleged that the company promoters lured their unsuspecting victims into buying tablets known as No Drop Out at USD 278 (approximately UGX 1,000,000) after which the buyers would be issued a profit sharing certificate. The Victims would then be falsely promised a guaranteed monthly payment of USD 100 (approximately UGX 365,000) for the rest of their lives, six months after receiving their profit sharing certificate.

The company directors mainly received funds either as cash or through two of their registered mobile numbers. These were; MTN Mobile Money number 0393206272, Airtel Money number 0200900680. Analysis of statements on MTN number revealed that between January and May 2018, the total credits into the account amounted to UGX 965,941,100. The cash deposits/transfers were made by 1,426 individuals. On the other hand, the Airtel number had total credits amounting to UGX 110,028,822 between November 2017 and March 2018, deposited by 233 individuals. At the time the FIA instructed the mobile network operators to halt withdrawals from the respective mobile money accounts, the MTN number had a balance of UGX 88,948,070 while the Airtel line had a balance of UGX 1,631,822.

The company later opened two (USD and UGX) bank accounts in Tropical Bank in February 2018.

Over the same period of time, the USD account received cash deposits amounting to USD 87,173. These funds would subsequently be withdrawn in cash leaving a balance of only USD 115 as at June 6, 2018 (when account operation was halted). The matter is in Nakawa Chief Magistrates Court but victims are spread throughout the country

The following cases were reported;

**i. Jinja Road CRB 1014/2018:**

In this case, 327 victims were lured to depositing money with Development Channel. Charles Lambert and his wife, one Waweru Carolyne were charged under Section 84 of the Capital Markets Authority Act in Nakawa Chief Magistrates Court.

### **2.4.3 Cyber Crimes**

A total of **198** cases were reported in 2018 compared to **158** cases in 2017 resulting into a loss of UGX. **610,335,000**. By the end of the year, **142** cases were still under inquiry, **16** cases were taken to court, **06** cases secured convictions, **02** cases were dismissed and **08** cases were still pending in court.



Table 24: Cyber Crimes Cases Handled in 2018

S/No.	Offences	No. of Cases
1.	Electronic Fraud	76
2.	Threatening Violence	28
3.	Defamation	25
4.	Offensive Communication	19
5.	Personation	12
6.	Unauthorised Access	10
7.	Obtaining Money by False Pretenses	08
8.	Cyber Harassment	07
9.	Theft	03
10.	Unauthorised Modification of Computer Material	02
11.	Unauthorised Disclosure of Information	02
12.	Pornography	02
13.	Cyber Stalking	01
14.	Extortion	01
15.	Incitement to Violence	01
16.	Forgery	01
	<b>TOTAL</b>	<b>198</b>

### 2.4.3.1 Some of the Cases of Misuse of Social Media

a) **CID Hqtrs E/208/2018, Personation, Electronic Fraud and Obtaining Money by false Pretenses** to the prejudice of the Inspector General of Police Martin Okoth Ochola.

Investigations were concluded into cases of personation and obtaining money by false pretenses to the prejudice of the Inspector General of Police where a facebook page in the names of the IGP Martin Okoth Ochola was created and used to solicit money from the public including members of the Uganda Police Force in the names of the Inspector General of Police Okoth Ochola in the pretense of helping them acquire better offices and promotions. This took place between March and June 2018 within Kampala and Tororo districts.

The accused person **Kalele Geoffrey** M/A aged 27 years, musoga by tribe, resident of Kalitumba, Magada Subcounty, Namutumba District appeared at Buganda Road Court on two counts of Electronic Fraud, three counts of personation and two counts of Obtaining money by false pretenses. He was subsequently remanded and later released on court bail on 22/08/2018 after presenting substantial two sureties.

The accused consistently jumped bail but was re-arrested. He is to appear in court this week



#### **b) CID Headquarters GEF 1032/2018, Inciting Violence and Threatening Violence**

Between 2016 and 2018, General Enquiry Files were opened to investigate various facebook posts that are subversive in nature, inciting violence, threatening violence by one Seruga Titus using his Facebook account. Case under inquiry.

#### **c) CID Headquarters E/190/2018, Cyber Harassment and Offensive Communication**

In January, 2018, one Isiko Brian using Facebook and whatsapp, sent Offensive Communication and Cyber Harassed Hon. Rwabwoogo Sylvia. Case still in court.

#### **d) CID Headquarters GEF 868/ 2018, Alleged Conspiracy to Commit a Felony**

In the period between June 2018 and July 2018, a video recording went viral on various social media platforms, showing six participants purportedly Ugandans by birth identifying themselves as Milton Alimadi, Linno, Kato Kajubi, Ali hajji, Robert Kabuye and Nasser Mugerwa demonstrating outside General Electric Company Headquarters in Boston Massachusetts in the United States, against an Oil deal by government of Uganda to build an Oil refinery in Uganda. The participants seemingly conspired to incite a section of the public in Uganda and abroad to commit a crime. One of the participants Nasser Mugerwa appreciated the killers of the Late Hon. Abiriga and also warned some government officials like Hon. Anite Evelyn the State Minister for Investment, Hon Simeo Nsubuga, Hon. Raphael Magezi, the Government Chief Whip Hon. Ruth Nankabirwa, Minister for Kampala Hon. Betty Kanya, Rt. Hon. Speaker of Parliament Rebecca Kadaga, Minister of Education Hon. Janet Kataaha Museveni and Maj. Gen. Kainerugaba Muhoozi that they will be the next to be assassinated.

On 31/07/2018, Kato Kajubi an American citizen, Ugandan by birth was arrested at Entebbe International Airport on his way back to Boston, United States. He is currently on Police Bond as investigations continue.

### **2.4.4 Land Frauds**

In 2018, a total of **478** cases were reported out of which **50** cases were taken to court, while **428** were still under investigations. Of those taken to court, **09** cases secured convictions, **04** cases were acquitted and **07** cases were dismissed while **30** cases were still pending in court.



Table 25: Categories of Land Fraud Cases

S/No	Category	No. of Cases
1.	Obtaining Registration by False Pretense	95
2.	Obtaining Money by False Pretense	83
3.	Forgery and Uttering of False Documents	79
4.	Criminal Trespass	70
5.	Concealing Deeds	40
6.	Intermeddling	28
7.	Fraudulent sale	26
8.	Malicious damage to property	10
9.	Theft of Certificates	09
10.	Illegal Eviction	09
11.	Forcible Detainer	03
12.	Others	28
	<b>Total</b>	<b>478</b>

A total of **144** title deeds amounting to **UGX 11,221,860,000** were lost on deceptions, out of which **40** title deeds amounting to **UGX 1,718,900,000** were recovered.

## 2.5 Narcotics

A total of **2,890** cases were reported in 2018 compared to **2,854** cases in 2017 reflecting a **1.3%** increase. **1,939** cases were taken to court out of which **786** cases secured convictions, **17** cases were acquitted, **312** cases were dismissed and **824** cases were still pending in court. **574** cases were under inquiry in the period under review.

A total of **3,590** suspects were arrested and charged to court, out of whom, **3,350** were male adults, **144** female adults, **82** male juveniles and **14** female juveniles.

Table 26: Persons Arrested for Narcotics Related Crimes

S/No.	Offences	No. of Persons Arrested
1.	Smoking Narcotics	12
2.	Smuggling Human Drugs	05
3.	Drug Trafficking	05
4.	Possession of Narcotic Drugs	03
5.	Possession of Counterfeited Drugs (Hept. B)	03
6.	Operating Clinic without a License	02
7.	Smuggling Animal Drugs	02
8.	Selling goods marked with counterfeit	02
9.	Counterfeit Human Drugs	01
10.	Personation	01
11.	Unlawful Possession of Government Stores	01
	<b>TOTAL</b>	<b>37</b>



## 2.5.1 Falsified Hepatitis B Vaccine

On 23<sup>rd</sup> February, 2018 a team of National Drug Authority staff detected 10mils Hepatitis B labels in Mbarara that they suspected to be fake. NDA carried out raids in various clinics in Mbarara and Kampala, and found them in possession of 10mils Hepatitis B vaccines which is supposed to be in government hospitals.

A Norvick Enterprise Ltd is the sole importer of 10mils Hepatitis B vaccine that is manufactured by Selum Institute of India and supplied it to National Medical Stores which also supplied it to government medical facilities only. The vaccine is marked '**Government of Uganda for public use only, not for sale**'



### *Falsified Hepatitis B Vaccine*

Exhibits recovered in private health facilities like Mbarara Community Hospital and Devine Mercy shared the same batch no **035L5010** which was supplied to the government.

Most of the suspects arrested did not buy the vaccines from the physical locations indicated on the invoices and receipts they possessed. They bought from people who were hawking the vaccines.

**09** suspects were arrested and used as witnesses against the key suspect, a one Guweddeko Samuel. He was charged, convicted and sentenced to a fine.



## 2.5.2 Narcotic Related Deaths

### 2.5.2.1 CPS Kampala CRB 218/2018, Sudden Death of Terasvouri Thomas Juha Peterri

On 06<sup>th</sup> February, 2018, information was received at CPS Kampala of the death of a Finish National, one Terasvouri Thomas Juha Peterri at Pearl of Africa Hotel.

The body was conveyed to Mulago for postmortem and the deceased was found to have died after ingesting narcotic drugs. Investigations led to the arrest of Nagayi Faridah, Kabagambe Fatumah, Walusimbi Nasif, Arinda Carol and Apollo Kyabagye who were alleged to have procured contaminated narcotic drugs that were consumed by the victim. Samples from the crime scene and the body of Terasvouri Thomas were taken to the United Kingdom for analysis and tested positive for narcotic drugs.

The five suspects were charged to Court for Manslaughter and Trafficking in Narcotic Drugs and Psychotropic substances. The case is still on mention.

### 2.5.2.2 CPS Kampala CRB 250/2018, Sudden Death Of Sebastiano Axel

Information was registered at CPS Kampala on 05<sup>th</sup> February, 2018 that one Sebastiano Axel, a 41 year old male adult, Swedish national was found dead in his hotel room 1234 on 12<sup>th</sup> Floor Sheraton Hotel. The Police responded and a search in the Hotel room led to recovery of materials suspected to be narcotic drugs. The same samples were subjected to forensic analysis at the Government Analytical Laboratory and United Kingdom respectively and tested positive for narcotic drugs. No suspect arrested yet.

## Operations against Drug users/abusers



*Operation on Drugs in Namugongo*



*Impounded Animal Vaccines*



*Cannabis Garden Destruction*

**Table 27: Narcotics seizures at Entebbe International Airport**

S/No.	Narcotics	Amount Seized (Kgs)	
		2018	2017
1.	Cocaine	3.0	12.78
2.	Heroin	31.75	45.466
3.	Methamphetamine	0.69	4.3
4.	Cannabis	5.93	--
5.	Suspected Cannabis	1.2	--
6.	Suspected Heroin	5.9	--
7.	Catha Edulis	--	572
8.	<b>TOTAL</b>	<b>48.47</b>	<b>634.546</b>

Drug traffickers arrested and charged to court were **20** suspects (12 males and 08 females) with hard drugs, of whom **06** Ugandans, **03** Tanzanians, **02** Norwegians, **01** Italian, **01** Portuguese, **01** Malian, **01** Venezuelan, **01** Columbian, **01** Guinean, **01** Malawian, **01** Latvian, **01** Ukrainian and **01** Bolivian.

**20** Drug traffickers were convicted, sentenced and fined **UGX 198,000,000**. A total of **UGX 105,000,000** was paid as fines.





*Above: Deputy Inspector General of Police with JILOS officials inspecting seized Narcotics for destruction.*

*Below: Deputy Inspector General of Police destroying seized narcotics worth USD 2,500,000*





## Some of the Drug Traffickers arrested at Entebbe International Airport



*Ampaire Adson and Ngero Aggrey, Ugandans arrested with 8.75 kgs of heroin and convicted of conspiracy to commit a felony*



*De Sousa Cordeiro Antonio Manuel, Portuguese National arrested with 3.0kgs of heroin and convicted of unlawful possession of narcotic drugs and trafficking in narcotic drugs*



*Dzerve elina, Latvian National arrested with 3.5 kgs of heroin and convicted of unlawful possession of narcotic drugs and trafficking in narcotic drugs*



*Kindrat Mariia, Ukrainian national arrested with 1.9 kgs of heroin and convicted of unlawful possession of narcotic drugs and trafficking in narcotic drugs*

## 2.6 Sex Related Crimes

By the end of 2018, a total of **17,521** Sex Related crimes were registered, out of which, **6,454** cases were taken to court, **920** cases secured convictions, **50** cases were acquitted, **473** cases were dismissed while **5,011** cases were still pending in court.

A total of **17,682** persons were victims of Sex Related crimes, out of whom, **15,469** were female juveniles, **277** were male juveniles, **1,849** were female adults and **87** were male adults

### 2.6.1 Defilement

A total of **15,366** cases were reported in 2018 compared to **14,985** cases in 2017, thus giving an increase of **2.5%**. Of these, **11,586** cases were of simple defilement and **3,780** cases were of Aggravated Defilement.

A total of **15,366** female juveniles and **228** male juveniles were defiled in 2018. These victims were examined and put on Post Exposure Prophylaxis (PEP) treatment

Table 28: Categories of Victims of Aggravated Defilements

S/No.	Category of Victims	No. of victims
1.	Defiled by Suspects who are HIV+	201
2.	Defiled by Guardians	115
3.	Defiled by Teachers (Pupils)	92
4.	Defiled by Teachers (Students)	90
5.	Victims with Disability defiled	90
6.	Defiled by Parents	84





A total of **5,585** cases were taken to court, out of which **840** cases secured convictions, **46** cases were acquitted, **429** cases were dismissed and **4,270** cases were still pending in court. A total of **6,166** cases were still under investigations.

**5,747** suspects were arrested and charged to Court, out of whom, **951** were convicted while **4,329** were still awaiting trial in the period under review.

**i. Defilement cases per Region**

North Kyoga registered the highest number with **1,221** cases, followed by Elgon with **1,212** cases, East Kyoga had **1,097** cases, Bukedi with **1,095** cases, Aswa with **896** cases, Greater Masaka had **876** cases, Albertine with **851** cases, Busoga East registered **699** cases, West Nile had **631** cases, Rwizi with **628** cases and Busoga North with **603** cases.

**ii. Defilement cases per District/Division**

Highest number of defilement cases were in Lira with **410** cases, followed by Mbale with **373** cases, Arua had **304** cases, Kaliro had **276** cases, Mayuge with **261** cases, Serere had **260** cases, Butaleja registered **200** cases, Mubende had **197** cases, Kibuku with **195** cases, Sembabule with **193** cases. Districts of Luweero, Katwe Division, Bududa and Buyende registered **192** cases each.

## **2.6.2 Rape**

In 2018, **1,580** cases of rape were reported compared to **1,335** cases in 2017. A total of **1,585** female adults were victims of rape in 2018.

A total of **644** cases were taken to court, out of which **16** cases secured convictions, **01** case was acquitted, **07** cases were dismissed and **620** cases were still pending in court while **618** cases were still under investigations.

**596** suspects of rape were charged in Court, **13** were convicted, **01** acquitted, **07** discharged while **575** were still awaiting trial.

**i. Rape cases per Region**

KMP North region registered the highest number with **108** cases, followed by Kigezi with **103** cases, Aswa had **92** cases, Rwizi and KMP East had **89** cases each, Elgon, Greater Masaka and KMP South registered **85** cases each, North Kyoga had **74** cases, Albertine and Wamala registering **65** cases each among other regions.

**ii. Rape cases per District/Division**

Districts that registered high cases of rape included Mbale with **37** cases, Katwe Division with **36** cases, Mbarara with **34** cases, Kabale with **32** cases, Kapchorwa had **31** cases,



Arua with **26** cases, Nansana and Kawempe Divisions registered **25** cases each. Districts of Luweero, Gulu and Kyenjojo registered **23** cases each.

### 2.6.3 Other Sex Related Offences

Table 29: Comparison of Other Sex Related Offences

S/No.	Offences	2018	2017	DIFF
1.	Indecent Assault	396	343	53
2.	Incest	79	79	00
3.	Unnatural Offences	100	120	-20
	<b>TOTAL</b>	<b>575</b>	<b>542</b>	<b>33</b>

## 2.7 Robbery

In 2018, **7,354** cases of Robbery (both aggravated and simple) were reported, compared to **6,850** cases in 2017.

Cases of Simple Robbery (where lethal weapons were not used) in 2018 were **5,173** compared to **4,934** in 2017.

Cases of Aggravated Robbery (where lethal weapons were used e.g. firearms, knives hammers and machetes etc) were **2,181** compared to **1,910** cases in 2017. Of these, **98** cases were robbery of motor vehicles, **481** were of motor cycles and **390** were robbery of cash.

Table 30: Districts/Divisions leading in Robbery

S/No.	Districts/Divisions	No. of Cases
1.	Arua	343
2.	Mbarara	333
3.	Kabale	266
4.	Lira	265
5.	Katwe	207
6.	Mbale	193
7.	Jinja	177
8.	Kasangati Division	147
9.	Bushenyi	144
10.	Old Kampala Division	143
11.	Kira Road Division	142

### 2.7.1 Aggravated Robbery of Cash

A total of **390** cases of robbery of cash, amounting to **UGX 8,136,488,500/=** were registered in 2018. A total amounting to **UGX 247,191,000/=** were recovered.



A total of **101** cases were taken to court, out of which, **01** case secured conviction, **02** cases were acquitted, **04** cases were dismissed and **94** cases were still pending in court while **231** cases were still under investigations.

### **2.7.2 Aggravated Robbery of Motor Vehicles**

In 2018, a total of **98** cases of aggravated robbery of Motor Vehicles were registered as compared to **66** cases registered in 2017.

A total of **08** cases were taken to court and were still pending in court while **60** cases were still under investigations.

#### **i. Aggravated Robbery of Motor Vehicles per Region**

Elgon registered the highest number with **22** cases, followed by KMP North with **14** cases, KMP South with **08** cases, KMP East with **05** cases, Kiira had **04** cases, Wamala and CID Headquarters registered **03** cases each.

#### **ii. Aggravated Robbery of Motor Vehicles per District/Division**

Districts that registered high cases included Mbale with **22** cases, Kasangati Division with **09** cases. Aviation Police, Kakira, Wakiso, and Nsangi Division (**03** cases), Kira Road and Kawempe Divisions registered **02** cases each.

### **2.7.3 Aggravated Robbery of Motor Cycles**

In 2018, **481** cases of aggravated robbery of motorcycles were reported compared to **386** cases reported in 2017.

A total of **102** cases were taken to court, out of which **06** cases secured conviction, **02** cases dismissed, **02** cases were acquitted and **92** cases were still pending in court while **313** cases were still under investigations.

#### **i. Robbery of Motor Cycles per Region**

KMP North region registered the highest number with **79** cases, followed by KMP East with **53** cases, KMP South had **43** cases, Rwizi with **41** cases, Busoga East with **31** cases. Regions of Elgon, Greater Masaka, and Savannah registered **22** cases each while Wamala had **19** cases.

#### **ii. Robbery of Motor Cycles per District/Division**

Highest number of cases of robbery of motor cycles were in Mbarara with **34** cases, followed by Mbale with **22** cases, Kira Road and Old Kampala Divisions with **21** cases each, Kasangati and Katwe Divisions with **19** cases each, Arua with **16** cases, Kira Division,



Iganga and Gulu registered **14** cases each while Wakiso and Nansana Divisions with **12** cases each.

## 2.8 Domestic Violence

A total of **13,916** cases of Domestic Violence were reported compared to **15,325** cases in 2017 giving a **9.2%** decrease. **1,146** cases were taken to court, out of which **317** cases secured convictions, **35** cases were acquitted, **317** cases were dismissed and **620** cases were still pending in court while **5,143** cases were still under investigations.

**14,450** people were victims of Domestic Violence, of whom **2,873** were male adults, **10,478** were female adults, **541** were male juveniles and **558** female juveniles.

### i. Domestic Violence cases per Region

Bukedi region registered the highest number with **1,312** cases, followed by Aswa with **1,238** cases, North Kyoga with **1,107** cases, Rwizi had **868** cases, East Kyoga with **828** cases, Greater Masaka with **825** cases, Kigezi had **736** cases, Kiira with **539** cases, Busoga East with **536** cases, Elgon with **523** cases, Albertine had **514** cases and Ssezibwa with **500** cases.

Bukedi, Rwizi, East Kyoga, Kiira and Elgon continue to lead in this category since 2014.

### ii. Domestic Violence cases per District/Division

Tororo District registered the highest with **651** cases, followed by Lira with **525** cases, Sembabule with **467** cases, Jinja with **347** cases, Omoro with **324** cases, Busia with **315** cases, Mbarara with **289** cases, Gulu with **286** cases, Katwe Division had **272** cases, Kabale with **271** cases, Ibanda with **254** cases, Arua with **237** cases, Bukedea with **236** cases and Ngora with **235** cases among others.

## 2.9 Threatening Violence

A total of **13,357** cases of Threatening Violence were reported in 2018 compared to **13,474** cases in 2017 giving **0.9%** increase.

A total of **3,657** cases were taken to court, out of which **1,024** cases secured convictions, **86** cases were acquitted, **653** cases were dismissed and **1,894** cases were still pending in court while **5,223** cases were still under investigations.

### i. Threatening Violence cases per Region

Aswa region registered the highest number with **1,485** cases, followed by Rwizi with **1,061** cases, Kigezi with **1,024** cases, North Kyoga with **1,003** cases, West Nile with **693** cases,



Greater Bushenyi with **683** cases, Greater Masaka had **662** cases, Albertine with **659** cases, Rwenzori West registered **580** cases, Sipi with **544** cases, East Kyoga and Bukedi with **530** cases each while Katonga registered **527** cases.

## ii. Threatening Violence per District/Division

Omoro District registered highest with **486** cases, followed by Ntungamo with **453** cases, Lira with **401** cases, Kapchorwa with **392** cases, Kabale with **295** cases, Gulu with **253** cases, Mbarara with **247** cases, Mpigi had **229** cases, Arua with **228** cases, Agago with **213** cases, Bushenyi had **210** cases and Rukiga with **203** cases.

## 2.10 Common Assaults

A total of **29,735** cases of Common Assaults were reported in 2018 compared to **30,794** cases in 2017 giving **3.4%** decrease.

A total of **5,458** cases were taken to court, out of which **1,678** cases secured convictions, **127** cases were acquitted, **801** cases were dismissed and **2,852** cases were still pending in court while **12,442** cases were still under inquiries by the end of the year.

### i. Common Assaults cases per Region

Aswa region registered the highest number with **2,820** cases, followed by East Kyoga with **2,351** cases, North Kyoga with **2,181** cases, Rwizi with **1,925** cases, Kigezi with **1,667** cases, Bukedi with **1,659** cases, Greater Masaka had **1,558** cases, Busoga North had **1,394** cases, Mt. Moroto with **1,388** cases, Katonga with **1,294** cases, West Nile with **1,199** cases and KMP South with **966** cases.

### ii. Common Assaults cases per District/Division

Omoro District registered highest with **1,064** cases, followed by Serere with **874** cases, Ntungamo with **768** cases, Dokolo with **721** cases, Kibuku had **671** cases, Kapchorwa had **583** cases, Buyende with **557** cases, Kalangala with **544** cases, Mpigi had **492** cases, Gulu with **491** cases, Kaliro had **484** cases, Gomba with **476** cases, Mbarara with **415** cases and Amudat with **411** cases.

## 2.11 Breakings

In 2018, **14,018** cases of breakings were reported compared to **13,883** cases in 2017, reflecting an increase of **0.97%**.



Table 31: Comparison of Breakings 2018 and 2017

S/No	Category	No. of Cases		Difference
		2018	2017	
1	Burglary	6,687	7,969	-1,282
2	House Breaking	3,368	3,551	-183
3	Shop Breaking	2,000	1,935	65
4	Office Breaking	447	428	19
5	<b>Total</b>	<b>14,018</b>	<b>13,883</b>	<b>135</b>

Table 32: Districts/Divisions Leading in Cases of Breakings

S/No.	Districts/Divisions	No. of Cases
1.	Lira	390
2.	Mbarara	312
3.	Arua	284
4.	Mbale	262
5.	Bushenyi	256
6.	Ntungamo	244
7.	Gulu	230
8.	Mukono	221
9.	Katwe	214
10.	Kabale	212

### 2.11.1 Burglaries

In 2018, a total of **6,867** cases of burglaries were reported compared to **7,969** cases in 2017 hence a decrease of **13.8%**.

A total of **3,100** cases were taken to court, out of which **815** cases secured convictions, **50** cases were acquitted, **641** cases were dismissed and **1,558** cases were still pending in court while **2,256** cases were still under inquiries by the end of the year.

#### i. Burglary cases per Region

Greater Masaka region registered the highest number of **414** cases, followed by North Kyoga with **412** cases, Aswa with **387** cases, Rwizi had **363** cases, KMP South and Albertine registered **360** cases each, Bukedi with **356** cases, West Nile with **354** cases, KMP East with **350** cases, Greater Bushenyi with **320** cases and KMP North with **309** cases.

#### ii. Burglary cases per District/Division

Lira District registered highest with **231** cases, followed by Mbale with **170** cases, Arua had **168** cases, Bushenyi with **148** cases, Mpigi with **130** cases, Mbarara with **127** cases, Gulu with **120** cases, Katwe Division with **111** cases, Mukono Division and Busia with **103** cases each.





## 2.11.2 House Breakings

In 2018, a total of **3,368** cases of House breakings were reported as compared to **3,551** cases in 2017 hence a decrease of **5.1%**.

A total of **1,637** cases were taken to court, out of which **471** cases secured convictions, **32** cases were acquitted, **321** cases were dismissed and **813** cases were still pending in court while **1,038** cases were still under inquiries by the end of the year.

### i. House Breaking cases per Region

Rwizi region registered the highest number with **275** cases, followed by Greater Masaka with **233** cases, Kigezi with **212** cases, Aswa with **207** cases, Rwenzori West registered **195** cases, KMP North with **191** cases, Albertine with **182** cases, KMP South with **181** cases, Greater Bushenyi with **163** cases, Wamala with **149** cases, North Kyoga with **147** cases, KMP East had **144** cases, Katonga had **114** cases, Bukedi with **109** cases, Elgon with **107** cases and Busoga East registered **106** cases.

### ii. House Breaking cases per District/Division

Ntungamo District registered highest number with **83** cases, followed by Mbarara with **82** cases, Lira with **77** cases, Kabale with **69** cases, Mubende with **66** cases, Sembabule had **61** cases, Gomba with **57** cases, Mukono Division with **48** cases, Bushenyi and Kagadi registered **47** cases each, Omoro with **46** cases while Katwe Division and Kamwenge registered **44** cases each.

## 2.12 Thefts

A total of **61,533** cases of thefts were reported in 2018 as compared to **66,539** cases reported in 2017.

### 2.12.1 Thefts of Motor Vehicles

A total of **1,200** cases of thefts of motor vehicles were reported in the period under review compared to **1,442** cases in 2017.

A total of **253** cases were taken to court, out of which **51** cases secured convictions, **06** cases were acquitted, **33** cases were dismissed and **163** cases were still pending in court while **682** cases were still under inquiries by the end of the year.

### i. Theft of Motor Vehicle per Region

Most motor vehicles were stolen from the Regions of KMP South which registered the highest with **256** cases, followed by KMP North with **239** cases, KMP East with **191** cases, Rwizi with **57** cases, Kiira with **44** cases, Greater Masaka with **40** cases, Elgon and West



Nile registered **38** cases each, Ssezibwa with **36** cases and North Kyoga with **34** cases.

All regions of KMP, Greater Masaka, Rwizi, North Kyoga and West Nile were leading in this category in 2017.

#### **ii. Theft of Motor Vehicle per District/Division**

Katwe Division registered highest total with **90** cases, followed by Kira Road Division (**67** cases), Old Kampala Division (**60** cases), Wandegeya and CPS Kampala Divisions (**51** cases each), Jinja Road Division (**49** cases), Kabalagala Division (**45** cases), Kawempe Division (**41** cases), Jinja (**40** cases). Kira Road Division and Mbale (**36** cases each) while Mukono Division registered **35** cases.

Car thefts have been prevalent in all Divisions of KMP for the last two years.

### **2.12.2 Theft of Motor Cycles**

A total of **4,612** cases were reported in the period under review compared to **4,259** cases in 2017.

**956** cases were taken to court, out of which convictions were secured in **341** cases, **28** cases were acquitted, **228** cases were dismissed and **915** cases were still pending in court while **2,144** cases were still under inquiries by the end of the year.

#### **i. Theft of Motorcycles per Region**

KMP North registered the highest number of Motorcycle thefts with **508** cases, followed by Rwizi with **356** cases, West Nile with **329** cases, KMP South had **304** cases, North Kyoga with **295** cases, KMP East with **268** cases, Greater Masaka and Albertine registered **245** cases each, Wamala with **209** cases, Bukedi with **198** cases, Busoga East with **189** cases and Aswa with **187** cases.

All regions of KMP, Greater Masaka, North Kyoga and Aswa have been leading in this category in the last two years.

#### **ii. Theft of Motorcycles per District/Division**

Mbarara District registered highest with **219** cases, followed by Lira with **194** cases, Arua with **191** cases, Katwe Division with **123** cases, Kawempe Division had **121** cases, Nansana Division with **109** cases, Old Kampala with **107** cases, Gulu with **105** cases, Masaka had **96** cases and Mubende with **91** cases.

Motor cycle thefts were prevalent in all Divisions of KMP, Lira, Gulu and Mpigi for the last two years.



### 2.12.3 Theft of Mobile phones

A total of **6,205** cases of mobile phone thefts were reported in 2018 as compared to **6,117** cases in 2017 hence giving a **1.4%** increase.

A total of **2,085** cases were taken to court, out of which **730** cases secured convictions, **36** cases were acquitted, **380** cases were dismissed and **942** cases were still pending in court while **2,245** cases were still under inquiries by the end of the year.

### 2.13 Electoral/Political offences

A total of **442** cases of Political/Electoral and media Offences were reported in 2018 where Incitement to Violence was **181** cases, Treason (**08** cases), Election related offences (**249** cases) and Promoting Sectarianism (**04** cases).

**80** cases were taken to Court, securing **09** convictions, **03** acquittals, **18** dismissals while **50** cases were still pending in court and **186** cases were still under inquiry by end of the year.

#### 2.13.1 Election Offences

##### i. Bugiri Elections

After creation of Bugiri Municipality, elections for Member of Parliament was organised on 27<sup>th</sup> July 2018 in which five candidates contested to fill the post. A number of crimes were committed before, during and after elections of 27<sup>th</sup> July 2018.

A total of **23** cases were registered, out of which, **05** cases were taken to court, **13** cases were still under inquiry by the end of the year while **05** cases were closed and put away.

Following the criminality that ensued, **35** persons were arrested and **07** were charged to court. **01** person was shot dead while **16** persons were injured.

##### ii. Arua By-Elections

Following the assassination of Hon. Ibrahim Abiriga on the 06<sup>th</sup> June, 2018 at Kawanda in Kampala, the Arua Municipality Parliament seat fell vacant. A by-election was organised and **12** candidates were successfully nominated to contest.

The acts of hooliganism and criminality resulted from an attempt to block the convoy of H.E The President as he drove from Giligili to Arua Hill grounds. A procession of supporters of Hon. Kassiano Wadri Ezati who had disregarded Police instruction while coming from a campaign rally pelted the motorcade using stones resulting into damage to



the rear windscreen of The Presidential car and two other cars in the convoy, in addition to earlier attempts to block H.E's Motorcade using a caterpillar Reg No. UAP 064R as he was going to attend the NRM candidates rally.

Four case files were opened as a result of the above incident:-

- a. Treason – Vide Arua CRB 3444/2018 where Thirty-Six (36) suspects were arrested and charged to Gulu Chief Magistrates' Court with the offence of Treason.
- b. Death by Shooting of one Kauma Yasin Vide Arua CRB 3442/2018, the case is still under inquiry.
- c. Escape from Lawful custody Vide Arua CRB 3455/2018, where Hon Zaake Francis was arraigned to court; and
- d. Unlawful Possession of Firearms Vide Arua CRB 3443/2018, where Hon. Kyagulanyi Robert Ssentamu was charged in Military Court Martial but charges were withdrawn and the casefile forwarded to DPP for perusal and legal opinion.

### **iii. Aftermath of Arua By-Elections**

On the 14th August 2018, after the arrests of the members of parliament who had instigated violence in the Arua By-Elections vide Arua CRB 3444/2018, there were some demonstrations and riots in some parts of Kampala Metropolitan, Mityana, Gomba and Luweero.

#### **a. Kampala Metropolitan Policing Area**

Cases of burning of tyres were reported in areas of Mukono, Seeta, Kiira Road, Old Kampala, Katwe and Kawempe among others. A total of 157 persons were arrested in the process. Out of these, 102 were charged to court and remanded while 55 were released on police bond.

#### **b. Mityana District**

On the 19<sup>th</sup> August, 2018 at around 1000hrs, there were demonstrations within Mityana town and along Mubende -Mityana- Kampala highway. This involved burning of tyres and plastic containers, blocking of the roads with stones and pelting of stones to road users and security organs involved in quelling the riot. A total of 27 suspects among the rioters were arrested, 18 were charged to court and 09 were released on police bond. Stray bullets hit motor vehicle Reg. No UBA 869C killing 02 and injuring 06 passengers.



### c. **Gomba District**

On 23<sup>rd</sup> August, 2018 when Hon Kyagulanyi Ssentamu was produced in Gulu Court to answer charges he and others committed in the Arua By-elections, a group of people from Bukalagi village, Kanoni Town Council in Gomba District took the law into their hands and rioted by burning tyres on the road. Police intervened and the Police officers were attacked by the rioters, some armed with pangas, in the process one Serungaya Vincent who charged at Police armed with a panga was shot and pronounced dead on arrival at Gombe Hospital.

### d. **Luweero District**

#### **Luweero CRB 592/2018: Unlawful Assembly**

On 27<sup>th</sup> August, 2018 in Kasana Township, there was an unlawful assembly, and rioters turned rowdy, pelting stones at Police. Arrests were made and five persons were charged to court

#### **iv. Rukungiri By-election**

Following a ruling by the Court of Appeal nullifying the election of Rukungiri Woman Member of Parliament, the Electoral Commission organised a by-election on 01<sup>st</sup> June, 2018. The by-election was marred by acts of criminality which included:

- a. Rukungiri CRB 686/2018, Criminal trespass and threatening violence on one Twinomujuni Wednesday. The case is still under inquiry
- b. Rukungiri CRB 663/2018, Malicious damage to property of one Twinomujuni Wednesday. The case is in court
- c. Rukungiri CRB 688/2018, Malicious damage to property of Nuwagaba Moses. The case is still under inquiry
- d. Rukungiri GEF 007/2018, Church involvement in by-elections. The case is still under inquiry
- e. Rukungiri CRB 687/2018, Attempted murder of Tumwesigye Ivan. The case is still under inquiry.

## **2.14 Vulnerable Groups**

### **2.14.1 Child Related Offences**

A total of **11,589** Child related cases where children/juveniles were direct targets/victims of crime, were reported in 2018 as compared to **15,093** in 2017.



Table 33: **Juveniles as Victims of Crime**

S/No.	Crimes	No. of Juveniles (victims)		Diff
		2018	2017	
1	Child Neglect	8,961	12,152	-3,191
2	Child Desertion	2,834	3,280	-446
3	Child Abuse/Torture	1,634	1,391	243
4	Child Kidnap	675	1,080	-405
5	Child Stealing	249	423	-174
7	Child Trafficking	96	154	-58
8	Abortion	94	92	02
9	Infanticide	54	78	-24

### 2.14.2 Juveniles as Accused / Suspects in Selected Crimes

In 2018, a total of **2,951** Juveniles were involved in crime compared to **1,576** in 2017.

Table 34: **Juveniles as Accused/Suspects in selected Crimes**

S/No	Crimes	No. of Juveniles Accused	
		2018	2017
1.	Defilement	526	181
2.	Thefts	959	967
3.	Breakings	343	291
4.	Assaults	203	144
5.	Robberies	112	68

### 2.14.3 Women Accused of Crime

The number of women involved in crime in 2018 was **6,584** compared to **5,990** in 2017.

Table 35: **Women Accused of Selected Crimes**

S/No.	Crimes	Women Accused		Diff.
		2018	2017	
1	Assaults	1,326	1,248	78
2	Thefts	1,596	1,756	-160
3	Economic crimes	316	300	16
4	Malicious damage	228	179	49
5	Threatening violence	275	274	01
6	Homicides	226	176	50
7	Breakings	219	162	57
8	Drugs related(Narcotics)	128	87	41
9	Domestic Violence	103	88	15





## 2.15 Trafficking In Persons

### 2.15.1. Introduction

A total number of **286** incidents related to trafficking in persons were registered during 2018 as compared to **177** in 2017. Majority of the registered incidents, were of transnational nature; and most of these involved adults. On the other hand, most of the registered internal trafficking incidents involved children.

Table 36: Registered Incidents of Trafficking in Persons in 2018 Compared to 2017

Year	Total Number of Registered Incidents	Internal Trafficking Incidents		Transnational Trafficking Incidents	
		Involving adult victims	Involving child victims	Involving adult victims	Involving child victims
2018	286	2	14	254	16
2017	177	Nil	43	123	11

The increase in the registered number of incidents was due to **enhanced vigilance of the public to report any suspected trafficking incidents**, including illegal labour recruitment and increased levels of response by the law enforcement agencies and other stakeholders to the reports received. Actually most of the incidents registered were related illegal labour recruitment and attempt to traffic.

### 2.15.2 Registered Number of Victims per gender Category

The total number of registered victims of trafficking was higher in 2018, as compared to 2017, i.e. **650** as compared **355**. Majority of the registered victims were involved in transnational trafficking incidents. Just like the previous years, more children were registered among the internal trafficking victims while more adults were registered among the transnational victims.

Table 37: Registered numbers of Victims of trafficking per gender category

Yr	Internal Trafficking victims					Transnational Trafficking Victims					Grand Total
	Female Adults	Male Adults	Female Children	Male Children	Sub Total	Female Adults	Male Adults	Female Children	Male Children	Sub Total	
18	11	19	73	42	145	287	178	33	7	505	650
17	Nil	Nil	93	13	106	197	9	15	28	249	355



The increase in the number of registered victims was caused more by **enhanced vigilance by the public and enforcement agencies and not necessarily because of an increase in the numbers of trafficked persons.**

### 2.15.3 Classification of the Registered Victims

The number of registered victims for 2018 was generally higher than that of 2017. However, **majority of the registered victims were saved, through timely interceptions or interventions against illegal labour recruitment, before they suffered actual exploitation or abuse.** Out of the total number of the registered victims only **43%** suffered some form of exploitation or abuse.

Table 38: Classification of the Registered Victims per Related Circumstances of Trafficking

Registered Victims	Number of Victims Registered <i>(Persons who were either trafficked or in the process of being trafficked)</i>				
	Total of Registered Victims	Rescued from Exploitation	Intercepted while in the process of being trafficked	Not yet Rescued by end of the year	Registered but with no clear updates
Internal Trafficking	145	130	15	NIL	
Transnational Trafficking	505	90	247	58	110
<b>Total</b>	<b>650</b>	<b>220</b>	<b>262</b>	<b>58</b>	<b>110</b>

### 2.15.4 Forms of Exploitation per Registered Victims

The biggest number of victims of internal trafficking registered were the children and adults rescued from **Usafi Mosque in Kampala, who were being subjected to training in Islamic fundamentalism so that they may be used in other illegal activities later. A few of them were also being exploited sexually.** On the other hand, majority of the registered transnational victims were subjected to labour exploitation. The nature of exploitation for the intercepted victims could not be determined properly, though it is highly believed that most of them would have suffered from labour exploitation.



**Table 39: Forms of Exploitations for the Registered Victims**

Internal Trafficking				Transnational trafficking				Un-determined Forms of exploitation
Child Labour	Sexual Exploitation	Human Sacrifice	Use in Illegal Activities (Radicalization)	Labour (Adults)	Sexual (Adults)	Both Sexual & Labour	Child Labour	
14	18	Not Established	93	149	15	5	13	323

### 2.15.5 Uganda as a Transit and Destination Country for Foreign Victims of trafficking

Apart from being a source of majority of the registered victims, Uganda was a transit and destination Country for some foreign victims.

**Table 40: Number of Foreign Victims of trafficking Intercepted or Rescued in Uganda during 2018**

Source Country	Number of Registered Victims
Burundi	111
DRC	15
South Sudan	7
Eritrea	7
Rwanda	1

### 2.15.6 Most Common Recruitment (Source) and Transit Districts for the Registered Victims of Trafficking

Kampala and the surrounding districts in Central Uganda plus parts of the Eastern Uganda were the most recruitment and transit areas for human trafficking activities.

### 2.15.7 Destination Countries for Victims of trafficking registered in Uganda in 2018

Oman, UAE and Kenya were the most common destination Countries for the registered victims of trafficking.

**Table 41: Number of Registered Victims per each Destination Country**

Oman	UAE	Kenya	Jordan	Egypt	DRC	Qatar	Singapore	Thailand; Saudi Arabia and Canada	Bahrain, India, Belgium, Portugal	Turkey, Iraq, Turkey, Afghanistan, South Africa Burundi
89	76	36	16	07	06	05	04	03	02	01



## 2.15.8 Common Routes for Human trafficking Activities in 2018

### a. Internal Trafficking Routes

- i. Karamoja Sub-region to Teso sub region – Mbale – Busia / Malaba – Iganga – Jinja – Kampala for child labour, street begging and sexual exploitation.
- ii. Rural areas in various parts of the country to some urban centers and areas with some economic activities, for labour exploitation, sexual exploitation and use in illegal activities
- iii. From the refugee Camps in West Nile and South Western Uganda to some surrounding districts and beyond for labour and sexual exploitation.

### b. Transnational Trafficking Routes

- i. Kampala, Mukono, Wakiso, Jinja, Iganga and Mbale to several foreign countries through deceptive promises or fraudulent means for jobs in the Middle East, India, Kenya etc; mostly through the Eastern border of Uganda and via Nairobi Airport; sometimes through Entebbe Airport.
- ii. Burundi – Tanzania – through the Western Uganda; to Kampala; then to Kenya and other Middle East Countries, mostly for labour and sexual exploitation
- iii. Rwanda, South Sudan and DRC to Uganda through the South Western Uganda border to parts of Western and Central sub regions of Uganda for labour and sexual exploitation
- iv. Eritrea and Somalia to Uganda through Kenya for labour and sexual exploitation or transit to other foreign Countries.

## 2.15.9 Interceptions of Potential Victims of Trafficking

Table 42: Potential/Suspected Victims of Trafficking Intercepted

Year	Female Victims	Male Victims	Grand Total
2018	477	122	599
2017	341	12	353

## 2.15.10 Countering Irregular Labour Externalization Practices

Table 43: Number of Illegal Labour Recruitment Agents Investigated

No of Cases Registered	Number of Individuals & Companies Investigated	Number of Cases Taken to Court per each Charge				
		TIP	Promoting TIP	Attempt to traffic	Illegal recruitment	Unlawful possession of Passports
177	234	04	02	35	34	01



The Ministry of Gender, Labour and Social Development cancelled Licenses for **03** Companies and suspended **07** Companies for failure to comply with their obligations related to externalization of labour.

- i. More foreign countries were engaged for Signing of Joint Bi-lateral Labour Agreements

### 2.15.11 Prosecution Action

A total of **286** cases were registered for investigations in 2018 as compared to **177** in 2017.

Table 44: Prosecution on the Cases Registered in 2018

Total	Taken to court	pending Court action	Cases with Convictions	Dismissed Cases	Suspects taken to Court	Suspects Convicted
286	77	12	14	9	91	19

Charges preferred against the Suspects were Aggravated Trafficking in Persons, Trafficking in Persons, Promoting Trafficking in Persons, Conspiracy to traffic, Attempt to traffic, Illegal Recruitment, Unlawful possession of Passports and Child Stealing.

### 2.15.12 Registered Victims Not Rescued by End of the Year

By the end of the year, **603** registered victims were rescued from foreign countries of exploitation and abuse. **50** were not yet rescued.

Table 45: Victims Rescued and not Rescued

Internal Trafficked Victims			Transnational Trafficked Victims		
Total	Rescued/Intercepted	Not Rescued	Total	Rescued/ Intercepted	Not Rescued
145	142	3	508	461	47

Among the victims of internal trafficking rescued were a group of over **90** children and adults rescued from Usafi Mosque in Kampala and **16** Karamojong children intercepted around Iriiri, in Napak District.

# CHAPTER THREE

## CASES HANDLED BY SPECIALIZED UNITS OF UGANDA POLICE FORCE







### 3.0 Introduction:

Uganda Police Force has Specialised Units handling specific areas of Policing. These include the Directorate of Police Health Services, Directorate of Forensic Services, Directorate of INTERPOL and International Relations, K9, Marines, UPF Air wing, Police Mineral Protection Unit, Water Loss and Prevention Police Unit, NEMA Police, Agriculture Police, Flying Squad Unit and Police attachments in other Agencies of Government.

### 3.1 Directorate of Police Health Services

This is a Directorate which handles activities to support investigations. These activities among others include; postmortem, exhumations, examination of victims of sexual assault, accidents, assaults in general, examination of suspects of capital offences like murder, terrorism, defilements, aggravated robbery, Kidnap with intent to murder among others. A total of **8,826** postmortem examinations, **17,281** examination of victims of sexual assault, **36,692** victims of assaults in general. These examinations were carried in both government and private health facilities coordinated by Directorate of Police Health Services.

### 3.2 Canine (K-9) Unit

A total of **8,619** trackings were carried out in 2018 compared to **10,782** trackings conducted in 2017. In the period under review, **5,322** arrests were made of whom, **5,128** were adults (4,421 males, 707 females) and **194** juveniles (163 males, 31 females).

Canine evidence was used against **1,959** persons taken to court out of whom, **829** persons were convicted. A total of **2,398** exhibits were recovered through the use of K9 to support investigations.

Table 46: Summary of Canine Activities

	Jan - Mar	Apr - Jun	Jul - Sep	Oct - Dec	Total
No. of case tracking performed	2,139	2,661	2,170	1,649	8,619
No. of Persons Arrested	1,530	1,537	1,234	1,021	5,322
i. Male Adults	1,216	1,317	1,123	765	4,421
ii. Female Adults	260	142	99	206	707
iii. Juveniles	54	78	12	50	194
a. Male Juv.	51	57	11	44	163
b. Female Juv.	3	21	1	6	31
No. of persons taken to Court	422	559	552	426	1,959
No. of persons convicted	189	214	208	218	829
No. of exhibits recovered	589	720	581	508	2,398



### 3.3 Directorate of Forensic Services

#### 3.2.1 Forensic Services in Policing

The UPFs Directorate of Forensic Services and with support of the Directorate of Government Analytical Laboratory (DGAL), is tasked with the application of scientific techniques in the detection of crime and the application of these techniques to prevent and deter commission of future crimes.

##### a. Forensic Requests

A total of **78, 645** forensic requests were made in 2018. Requests for examination of exhibits in was **17,395** at the Directorate of Forensic Services and **1,955** at the Directorate of Government Analytical Laboratory. **59,295** were requests for Fingerprint search report.

Table 47: Forensic Examinations done at DGAL and DFS

S/No.	Forensic Discipline	Number of requests	
		DFS	DGAL
1.	Questioned Documents	710	25
2.	Firearm examination	287	72
3.	Toxicology	-	1,140
4.	DNA	-	381
5.	Drugs and Narcotics	-	311
6.	Chemical and Microbial	-	26
7.	Latent fingerprint analysis	3,400	-
8.	Fingerprint search report	59,295	-
9.	Forensic photography	12,998	-
	<b>TOTAL</b>	<b>76,690</b>	<b>1,955</b>

##### b. Crime Scene Management

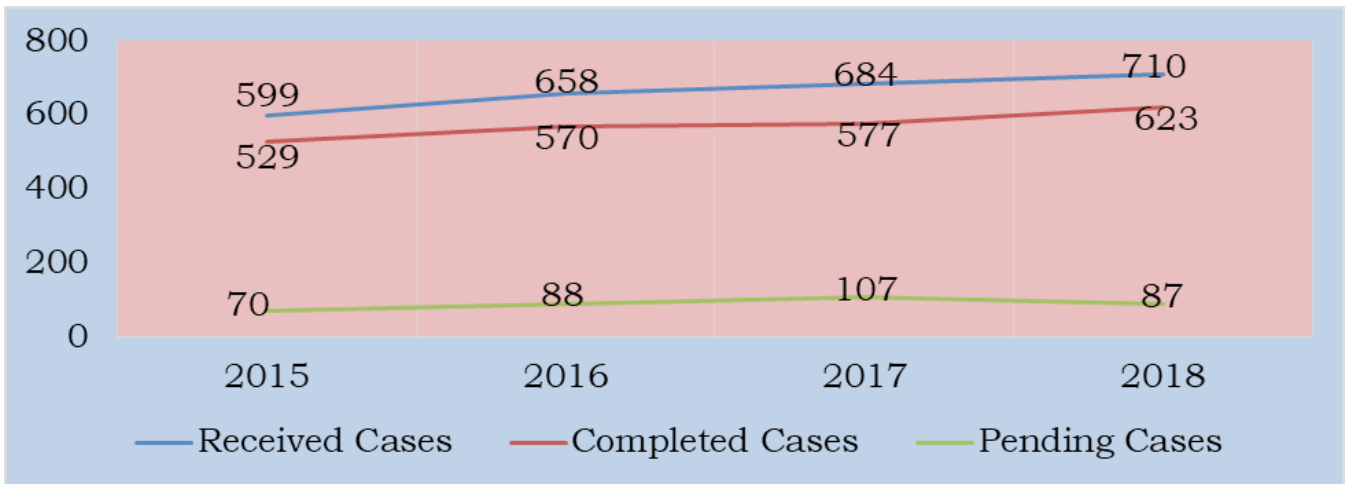
A total of **238,746** crime scenes were visited countrywide with the majority being theft and breaking offence

##### c. Questioned Documents

A **3.7%** increase was registered in requests for Questioned Document examination from **684** requests in 2017 to **710** requests in 2018.



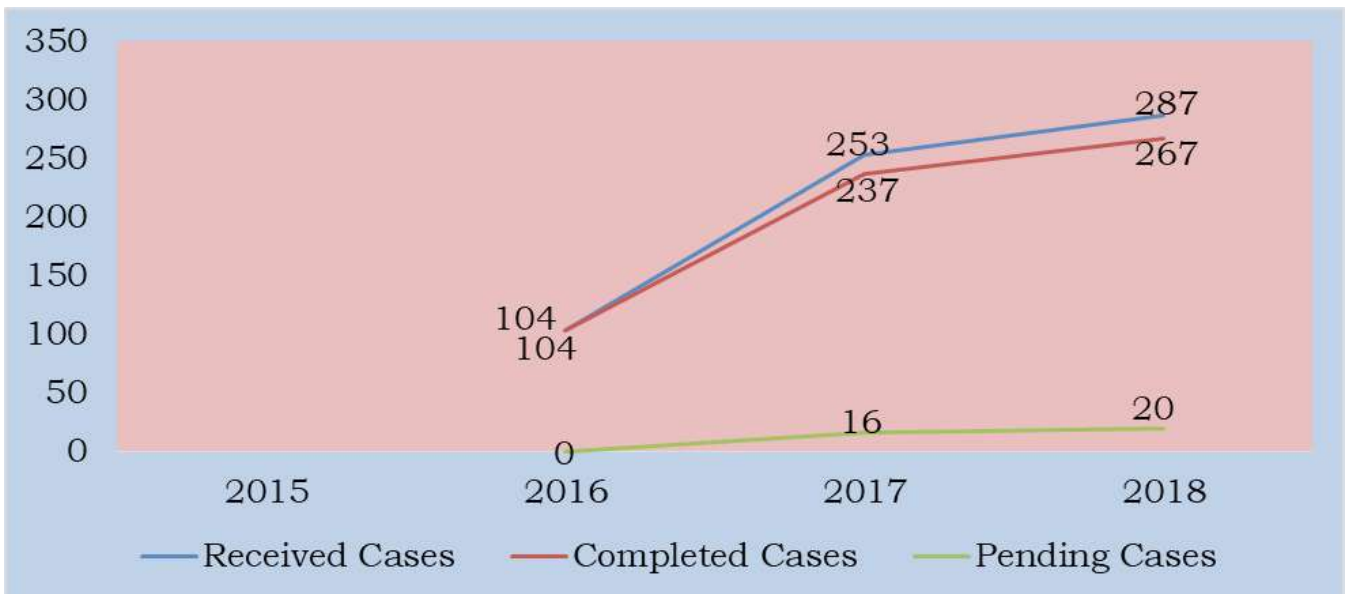
Figure 3: Questioned Documents Requests Handled 2015 to 2018



**d. Firearm examination (Ballistics)**

Examination of firearms encountered in criminal investigations increased from **253** requests in 2016 to **287** requests in 2018.

Figure 4: Ballistics Examination Requests-2016 to 2018

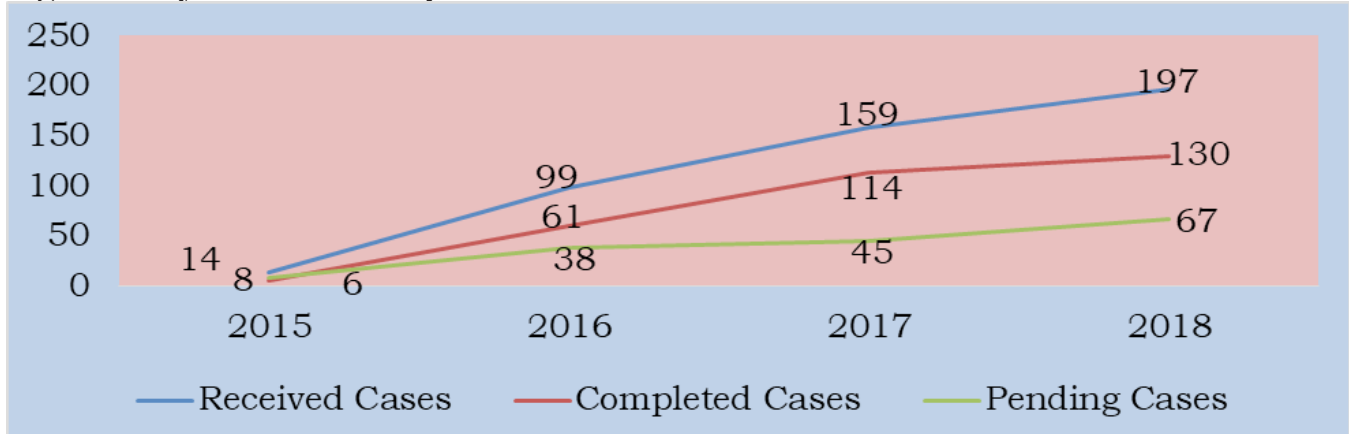


**e. Digital and Cyber Forensics**

The analysis of digital and cyber artefacts has continued to grow from **159** request in 2017 to **197** in 2018. In addition, there is an ever increasing need to bring onboard modern analytical tools due to the rapid changing nature of mobile and computer technologies.




Figure 5: Cyber Crime Requests 2015 - 2019



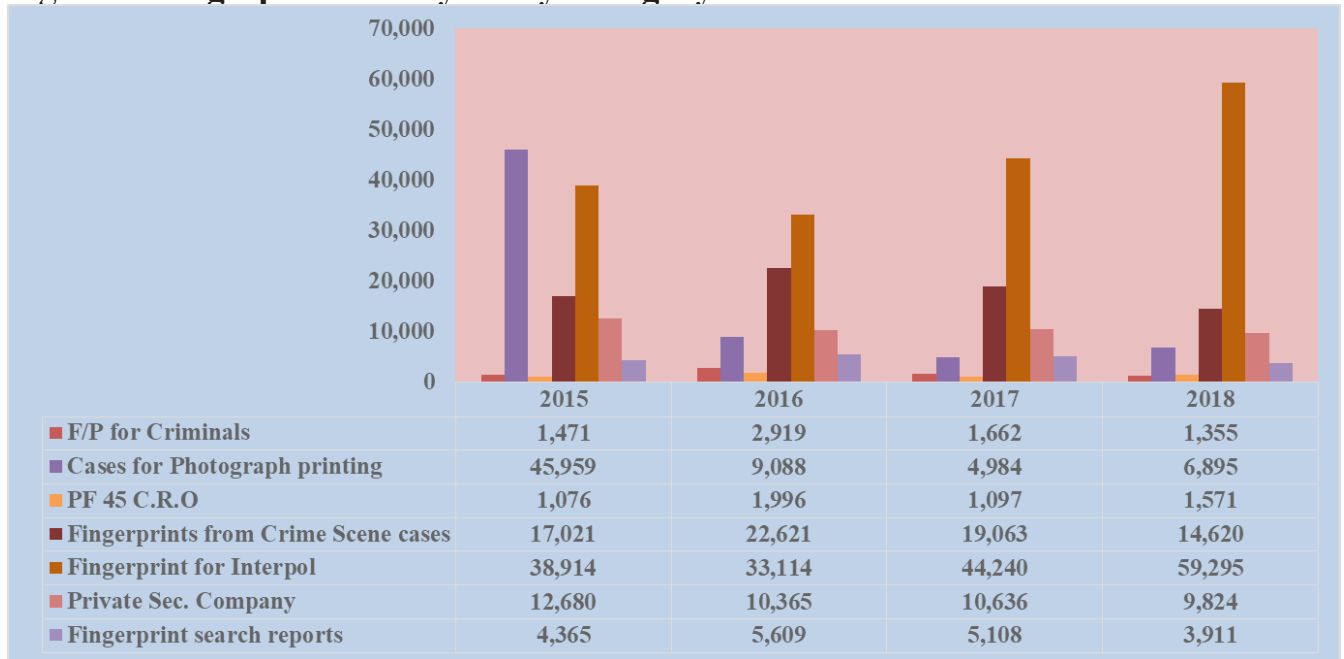
**f. Fingerprint Examination**

A total of 97,471 requests for fingerprint examination were received. The turnaround time for ten-ten fingerprint examination currently stands at 6 days with that for latent print examination standing at two months. This is due to the manual processes and the limited trained and gazetted human resource. This situation is soon to be addressed with the implementation of the Automated Biometric Identification System by the end of 2019.

Figure 6: Process of Fingerprint Examinations



**Figure 7: Fingerprints Analysed by Category from 2015 to 2018**



### UN Counter Terrorism Committee Assessment

The Forensic Services have recently undergone an assessment by the UN Counter Terrorism Committee to assess the UPF’s readiness to respond to terrorism incidences through the application of forensic techniques. The UPF is therefore focused on enhancing forensic capabilities especially in incident response through the provision of mobility to the Evidence Response teams and Scene of Crime Officers.



*First generation crime scene van designed to bring forensics closer to investigations.*





### 3.4 Uganda Police Marines

The unit handled a total of **120** incidents on Ugandan water bodies throughout the country by the end of the year. The majority of these were on Lake Victoria (**67** incidents), Lake Albert (**26** Incidents), Lake Kyoga (**14** incidents). Lake George, Lake Edward and Kazinga Channel had **12** incidents.

Table 48: **Incidents handled by Police Marines**

S/No.	Incidents Handled	No. of Cases
1.	Drowning	69
2.	Boat Capsizing	13
3.	Robbery	13
4.	Theft	12
5.	Murder	11
6.	Assault	01
7.	Lost and Found Vessel	01
	<b>TOTAL</b>	<b>120</b>

#### 3.4.1 MV Templar Boat Accident on Lake Victoria

On 24<sup>th</sup> November, 2018 at around 1600 hours a group of about **100** to **120** people boarded a boat “MV Templar” for a boat cruise from KK- Beach Ggaba to K-Palm Beach in Mukono for an end of year party. Boat cruising was part of the function/entertainment and the boat was to move slowly until it reaches K – Palm Beach as the passengers enjoy the cruise; At about 1900hrs, the said boat allegedly capsized about 200 metres to Mutima Beach killing **32** people and **49** persons were rescued.



*MV Templer boat before sinking*



The vessel “MV Templar” was owned by Templar Bisase and his wife Sheila Nankunda Bisase, both of whom died in the accident. There was no registration of passengers/manifest and therefore, the number and the names of the passengers who boarded the boat could not readily be established.

The vessel “MV Templar” had not been inspected, registered and hence was not issued with any relevant statutory certificates by Ministry of Works and Transport.

**Table 49: Casualties on Water Bodies**

S/No.	Incident	Number of Casualties		
		Dead	Rescued	Missing
1.	Drowning	142	155	01
2.	Boat Capsizing	07	103	--
3.	Lost and found vessel	--	05	--
4.	Robbery	01	03	--
5.	Murder	10	01	--
6.	Assault	--	12	--
	<b>TOTAL</b>	<b>160</b>	<b>279</b>	<b>01</b>

Incidents handled by Uganda Police Marines were a result of various causes such as Bad weather, Disease, Mechanical conditions of the vessels among others.

**Table 50: Marine Incidents and Causes**

S/No.	Causes	Drowning	Boat Capsizing	Lost and found Vessel	Assault	Murder
1.	Sickness/Epilepsy	01	--	--	--	--
2.	Overloading	05	01	--	--	--
3.	Bad Weather	28	02	--	--	--
4.	Collision	03	--	--	--	--
5.	Suicide	03	--	--	--	--
6.	Animal Attack	08	--	--	--	--
7.	Poor state of vessel	02	06	--	--	--
8.	Man overboard	04	--	--	--	--
9.	Engine Failure		04	01		
10.	Drug abuse/alcohol	04	--	--	--	01
11.	Border Conflict	--	--	--	01	03
12.	Human Error	02	--	--	--	--
13.	Floods	07	--	--	--	--
14.	Mob Action	--	--	--	--	02
15.	Unknown Causes	02	--	--	--	05
	<b>TOTAL</b>	<b>69</b>	<b>13</b>	<b>01</b>	<b>01</b>	<b>11</b>



### 3.5 Police Mineral Protection Unit

The Unit was established in September, 2017 and mandated with the following;

- i. Establish, promote the development and strategically manage and safeguard the rational exploitation and utilization of energy and mineral resources for social and economic development,
- ii. Monitor, supervise and control smuggling of all minerals in Uganda and outside, and
- iii. Investigate and prosecute all mineral related cases.

By the end of 2018, a total of **39** cases were handled by the Unit. Out of these, **10** cases were taken to court, **04** cases secured convictions and **06** were still pending in court. A total of **29** cases were still under inquiry.

Table 51: Cases Handled by Police Mineral Protection Unit

S/No.	Offences	No. of Cases
1.	Obtaining Money by False Pretenses	10
2.	Theft of Minerals	06
3.	Acquisition of Minerals without Mineral rights	05
4.	Dealing in Minerals without a License	04
5.	Smuggling of Gold	03
6.	Possession of suspected Minerals	02
7.	Forgery of Export Permit	01
8.	Illegal Possession of a Drone	01
9.	Attempt to Defraud	01
10.	Obstruction	01
11.	Uttering False Documents	01
12.	Robbery	01
13.	Suspected Fake Gold	01
14.	Illegal Mining and Embezzlement	01
15.	Multiple License	01
	<b>TOTAL</b>	<b>39</b>

A total of **48** persons were arrested, out of whom, **37** were Ugandan and **09** foreign nationals namely 04 Chinese nationals, 01 American, 01 South African, 01 Sudanese, 01 Indian and 01 Spaniard. **05** persons were convicted and sentenced to a fine of **UGX. 2,000,000**.

### 3.6 National Environment Management Authority (NEMA)

Environmental Protection Police Unit was launched in December 2011 to support environmental protection agencies and departments of Government in the enforcement of Environmental Laws and Regulations. It is mandated among others to:-



- i. Detect and prevent environmental crimes, and
- ii. Enforce compliance with environmental Laws and Regulations.

### 3.6.1 Forestry

The year 2018 saw an increase in forestry crimes especially natural forests in some Central Forest Reserves (CFRs) partly due to staff involvement and deterioration of working relationship with the local leadership. The main illegalities include timber logging, commercial cutting of trees for firewood, cultivation and charcoal burning.

Forest encroachments have been dealt with using a two-pronged approach: -

- i. Persuasion: encroachers mostly cultivators were advised to voluntarily and peacefully leave the forest reserve; the timing being after harvesting their crops and advising them not to re-plant more crops; and
- ii. Evictions: This is a last resort following defiance and non-compliance with the persuasive approach.

Incidences of forest degradation were identified and appropriately handled as follows:

#### a) Nakasongola District

There was encroachment by cattle grazers and few settlers in the plantations of Kasagala and Nileply Company before deploying Environment Police. Some achievements were made after the deployment of EPPU and UPDF officers to these areas, example the departure of some of the cattle grazers after sensitization meetings that were held.

#### b) Budongo Range - Masindi

A total of eleven (11) suspects were arrested in Siiva beat (Budongo) for encroachment and illegal timber harvest. Two (02) power saws and 174 pieces of timber recovered. The suspects were charged to court.

#### c) Budongo Range – Hoima District

In 2018, a total of 28 cases of illegal harvest of timber were reported, in which 60 persons were arrested and charged to court. The convicted were ordered to re-plant five acres of trees in the reserve. 24,720 pieces of timber were recovered and transported to NFA headquarters in Kampala. 11 power saws were impounded from illegal loggers.

#### d) Sango Bay Range

At Bukakata CFR, four UPDF soldiers were added to EPPU and UPDF personnel who





were already deployed in the area following a directive by H.E The Vice President that the Bukakata and Mujuza forests were still being damaged by encroachers. These encroachers were persons chased from Lake Victoria during operation against harvesting of immature fish. Most of these former fishermen resorted to putting up temporary structures in the CFR and started charcoal burning and cultivation as an alternative source of income and livelihood.

#### e) Kalangala District

Special operations were also conducted in Kalangala over rampant deforestation and smuggling of charcoal from the Kalangala archipelago to Kenya through the porous maritime borders.



*ASP Sekanabo Exavius of EPPU (standing with outstretched arms) giving final briefing to participants prior to departure to an island during the June 2018 enforcement exercise*



*A cargo boat loaded with over 200 bags of illegal charcoal that was impounded during the Kalangala operation*



*ASP Sekanabo Exavius of EPPU pictured with a Police Marine Officer at a site where logs had been piled up for charcoal burning. The logs were later set ablaze and burnt to ashes.*





As Hundreds of bags of charcoal were either impounded or destroyed at various sites, including charcoal kilns. The operation was very successful. Some **28** suspects were apprehended, **06** power saws impounded and **370** pieces of timber recovered from Funve Island. Both the suspects and exhibits were handed over to Kalangala Police station.

**f) South – West Range**

Inspections and deployment of UPDF were done in CFRs of South-West Range, mainly in Rwoho, Kalinzu, Bihanga, and Katerera (Kasyoha-Kitomi CFR) to reinforce the two EPPU personnel who were working alone at Rwoho and Kasyoha Kitomi.



*The NFA Encroachment official inspecting the area where the Forest Supervisor allegedly cut and sold off about three (03) hectares of eucalyptus trees belonging to NFA. The trees were allegedly sold to igara Tea Factory.*

**g) West Nile Range**

**i. Arua**

Charcoal burning is on increase in Laura Beat in Ave CFR and locals take it as a major source of income. Mt. Kei CFR located in Yumbe and Koboko Districts has similarly been hit by encroachers who are carrying out cultivation and illegal logging of *Azelia Africana*. Nonetheless, efforts have been put in place to eliminate or at least reduce this vice.

**ii. Maracha Sector**

In Maracha Sector, British American Tobacco (BAT) Company had planted trees on Ave CFR. After closing down business, BAT handed over these forest plantations to NFA. The locals on the other hand took this plantation as their source of income and started cutting down the trees and selling the poles to the refugees in the camp for construction of their



shelters. These illegal activities were stopped by a joint team of officers from EPPU, UPDF and NFA Law Enforcement Unit.

### iii. Ayaka Omoo

In Ayaka Omoo Parish in Ayivu Sub-County, three hectares of the CFR was given to a tobacco company to plant trees. The Range Manager in company of EPPU promptly stopped the encroachment. Three trucks with *Azelia Africana* were impounded and each fined UGX 1,500,000 by the NFA staff at Arua office.

## 3.6.2 Noise Pollution

Facilities that are likely to cause noise pollution such as bars, restaurants, churches, mosques, music concerts etc are also regularly monitored through patrols and inspections to ensure that operators follow guidelines on permitted noise levels.

A total of **84** cases of noise pollution were reported in which **131** persons were arrested.

Table 52: Activities Carried out to Regulate Noise Pollution

S/No.	Activities	Number
1.	Music concert and event regulated	<b>154</b>
2.	Facilities issued with warning notices	<b>97 pcs</b>
3.	Music equipment confiscated	<b>30 pcs</b>
4.	Night inspections for noise pollution	<b>93</b>
5.	Compliance notices served	<b>06</b>

## 3.6.3 Wetland Degradation

During the year 2018, a total of **27** cases of wetland degradation were registered, in which **45** persons were arrested. **02** cases secured convictions and fines paid amounted to UGX 6,000,000.

A total of **95** motor vehicles were impounded for dumping in the wetlands throughout the country and **20** restoration orders were served.

**164** wetland degradation were halted and **32** tools were confiscated from wetland degraders while **19** improvement notices were served to degraders

## 3.7 Uganda Wildlife Authority

A total of **648** cases under UWA statute were reported to Police in 2018 compared to **626** cases in 2017 giving a **3.5%** increase. Of the cases reported in 2018, **447** cases were taken to court, **269** cases secured convictions, **08** cases were acquitted, **26** cases were dismissed and **144** cases were still pending in court.



### 3.8 Uganda Registration Services Bureau

In 2018, URSB handled a total of **21** cases. Out of these, **07** cases were still under inquiries, **04** cases were submitted to DPP, **05** cases were taken to court and all secured convictions while **05** cases were closed and put away.

Most of the cases handled by URSB were Trademark infringement with **07** cases, followed by selling goods with false marks **06** cases, copyright infringement with **02** cases among others.

### 3.9 Uganda National Roads Authority

The CID attached to UNRA handled a total of **114** cases in 2018. Of these, **74** cases were still under inquiry by the end of the year, **20** cases were closed and put away while **05** cases secured convictions.

Most of the cases handled by UNRA were personating public officer with **35** cases, followed by abuse of office with false marks **17** cases, forgery/uttering false documents with **12** cases, obtaining money by false pretenses with **09** cases among others

### 3.10 National Identification Registration Authority

A total of **618** cases were handled under NIRA. Out of these, **513** cases were still under inquiry by the end of the year, **86** cases were taken to DPP, **11** cases were taken to court and secured convictions while **94** cases were closed and put away.

Most of the cases handled by NIRA were giving false information with **600** cases, followed by forgery/uttering false documents with **09** cases, thefts with **05** cases among others

### 3.11 National Drug Authority

A total of **22** cases were handled in 2018. Of these, **12** cases were taken to court and secured convictions, while **04** cases were still under inquiry and **06** cases were submitted to DPP.

Most of the cases handled by NDA were selling restricted drugs with **08** cases, followed by operating business of a pharmacy without a license with **05** cases, possession of suspected counterfeit vaccines with **04** cases, possession of suspected smuggled drugs with **03** cases .

### 3.12 Health Monitoring Unit

During the period under review, a total of **19** cases were handled by the health Monitoring Unit. Out of these, **18** were still under inquiry and **01** was taken to court.

Most of the cases handled by Health Monitoring Unit were unlawful possession of



government stores with **04** cases, followed by personation with **03** cases, supply of falsified Hepatitis B vaccine with **02** cases, forgery and obtaining by false pretenses with **02** cases each among others.

### **3.13 INTERPOL and International Relations**

#### **3.13.1 Cross Border Motor Vehicle Theft**

In 2018, the Directorate of INTERPOL and International Relations of the UPF handled a total of **34** cases of cross border motor vehicle theft.

- i. 05 stolen Kenyan registered motor vehicles were recovered in Uganda. These were handed back to Kenya National Police.
- ii. 06 stolen Ugandan registered motor vehicles were recovered from Kenya, Rwanda and Democratic Republic of Congo
- iii. 09 South African registered motor vehicles were recovered in Uganda.
- iv. 04 stolen United Kingdom registered motor vehicles were recovered in Uganda.

#### **3.13.2 Deportations**

A total of **106** foreign nationals were deported from Uganda to various countries. Most of these were deported due to illegal entry and persona non grata.

#### **3.13.3 Wanted Persons**

Over the years, the UPF has requested INTERPOL General Secretariat for the issue of 'Red Notice' on a number of suspects. By the end of 2018, 35 persons/suspects remain wanted by the Uganda Police Force. These include **16** Ugandans, **09** Indians, **03** Kenyans, **02** Pakistani, **01** Bosnia and Herzegovina, **01** Rwandan, **01** Chinese, **01** Somali and **01** United Kingdom/Kenyan. *Refer to appendix III*

### **3.14 Agriculture Police Unit**

#### **3.14.1 Introduction**

The Agriculture Police Unit was formed in March 2015 and inaugurated on 14<sup>th</sup> September 2015 at Speke Resort Munyonyo. It is based at Ministry of Agriculture, Animal Industry and Fisheries (MAAIF) headquarters in Entebbe. The Unit is mandated to support MAAIF in execution of various legal and regulatory frameworks.

#### **3.14.2 Activities**

- i. The Agricultural Police, MAAIF technical team, territorial Police and District Local





Government officials carried out joint enforcement activities on the following;

- a. Agricultural chemical regulations to ensure quality on the market in 18 districts of Kampala, Mityana, Mubende, Mukono, Wakiso, Masindi, Hoima, Kibaale, Kabarole, Jinja, Mbale, Iganga, Bugiri, Kamuli, Palisa, Tororo, Sironko and Kapchorwa.
- b. Fake Agro chemical inputs:  
Fake agro-chemical in-puts to a tune of **05** tons and tools used to manufacture them impounded and **14** suspects were charged accordingly. Operation enforcing Agricultural laws, regulations and standards were carried out in the Districts of Kampala (container village), Jinja, Iganga, Kamuli, Mayuge, Bugiri, Mbale, Palisa, Tororo, Kapchorwa, Hoima, Kabarole, Kibaale and Masindi.
- c. Moving Cattle without permit:  
Enforcement of livestock/animal movement regulations and laws in Kiruhura, Lyantonde, Isingiro, Kyotera, Rakai, Kyankwanzi, Nakaseke, Kakumiro, Luwero, and Nakasongora Districts. Checks conducted and **59** cattle traders intercepted, seven (7) were charged for moving cattle without permits.



*Agricultural Police inspecting movement and transportation of cattle*

- d. Agricultural chemical and Seed laws:  
Nine (9) Districts covered included, Kampala, Masaka, Buikwe, Luwero, Kayunga, Mityana, Mubende, Mukono and Wakiso. 119 dealers were inspected and 66 of them had not registered hence closed down and warned to register accordingly.





e. Fake Fertilisers:

83 tons of fake fertilizers was intercepted and 08 eight suspects charged vide CPS Kampala CRB 206/2019. These included 169 Kgs of fungicides, 920 litres of herbicides and 04 Kgs of vegetable seed were impounded and stored in Namalere Agriculture laboratory. Relevant samples were taken for analysis at GAL to adduce evidence to support the cases in court. Nine suspects are for court action under Agricultural Chemical (Control) Act 2006 and the Plant and Seeds Act 2006.

f. Enforcement on Ranches:

Operations against encroachments on the three ranches of Ruhengyere, Nshara and Sanga. Two suspects were arrested in Ruhengyere and charged at Kikatsi Police Post vide SD 11/06/03/2019.

g. Inspection of Stockists/Dealers:

**142** dealers/stockists were inspected, **110** of them not registered were closed down. **1,492** litres of herbicides, **216** Kgs of fungicides, **487** litres of insecticides, **213** Kgs of maize seeds, **03** kgs of vegetable seeds, and **21** kgs of fertilizers were impounded and stored in Namalere Agriculture laboratory pending investigations. **11** suspects were charged at police for court action in accordance with the Agricultural Chemicals (Control) Act 2006 and the Plant and Seeds Act 2006.

- ii. Agriculture Police Unit together with the staff of Uganda Coffee Development Authority carried out enforcement and sensitization activities on Coffee Development Act, 1994 and the Coffee Regulations, 1994 to ensure high coffee quality on local and international markets.

## 3.15 Water Loss and Prevention Police Unit

### 3.15.1 Introduction

Water Loss and Prevention Police Unit was created to enforce the Water Act cap 152. It handles offences namely illegal connections, water bypass, tampering with water works, theft of water meters, meter removal, meter reversal, unlawful taking of water and meter vandalism among other crimes.

It is based at 6th street Industrial Area, Kampala National Water and Sewerage Corporation (NWSC) head offices and the area of jurisdiction covers districts of Kampala, Mukono and Wakiso.

Most of the clients commit offences of illegal water use and they are fined by NWSC upon which they pay the fines. Few customers who wish for prosecution are taken to utility court at Buganda Road.



### 3.15.2 Activities

During the year 2018, operations were conducted and a total of **627** cases were registered. Of these, **277** cases were still under inquiry, **334** cases were concluded where defaulters paid NWSC and they are reconnected back on water supply and fines amounting to UGX **840,587,800** were paid to the corporation.

Table 53: **Offences Handled by WALOPU**

S/No.	Offences	No. of Cases
1.	Water bypass	140
2.	Illegal Reconnections	101
3.	Meter Removal	94
4.	Meter Reversal	60
5.	Tampering with Water Works	53
6.	Unlawful Taking of Water	40
7.	Meter Vandalism	36
8.	Theft of Water Meter	08
9.	Other Crimes	95
	<b>TOTAL</b>	<b>627</b>

A total of **14** cases were taken to court, **10** cases secured convictions, **01** case was acquitted and **03** cases were still pending in court by the end of 2018.

### 3.16 Flying Squad Unit

This is a support unit for Police operations and investigations. The Unit resumed its operation in June 2018. By the end of the year, Flying Squad handled a total of **67** cases with **75** arrests recovering **12** guns and **167** rounds of ammunitions.

Table 54: **Cases Handled by Flying Squad Unit**

S/No.	Offences	No. of Cases	No. of Persons Arrested
1.	Murder	08	11
2.	Robbery	10	20
3.	Kidnap/Missing Persons	13	06
4.	Stealing Motor Vehicle	31	39
5.	Burglary and Theft	01	01
6.	Stealing Cattle	04	08
	<b>TOTAL</b>	<b>67</b>	<b>75</b>

# CHAPTER FOUR

## FIRE AND RESCUE SERVICES





## 4.1 Fire Emergencies

A total of **1,018** fire emergencies were handled in 2018 compared to **1,099** in 2017 giving a **7.3%** decrease.

Table 55: **Emergency calls attended to**

<b>CALLS</b>	<b>2018</b>	<b>2017</b>
Actual calls handled	855	890
Incidents handled before arrival of the Brigade	129	177
False calls responded to	34	32
<b>Total</b>	<b>1,018</b>	<b>1,099</b>

The causes of fire incidents were mainly attributed to negligence with **186** incidents, followed by charcoal stoves/candle wax with **169** incidents, Electrical short circuit with **92** incidents, electrical appliances left unattended to, registering **84** incidents, arson with **19** incidents, over heating had **04** incidents, welding with **03** incidents, Sparks with **02** incidents and causes not established with **458** incidents.

Table 56: **Time of Calls**

<b>S/No.</b>	<b>HOURS</b>	<b>2018</b>	<b>2017</b>	<b>Diff</b>
1.	0001-0600	273	231	42
2.	0601-1200	246	230	16
3.	1201-1800	216	304	-88
4.	1801-0000	283	334	-55



Table 57: Structures where fire Emergencies were Handled

S/No.	Structures	No. of Emergencies
1.	Residential Buildings	312
2.	Make Shift structure/Mud and Wattle	268
3.	Commercial Buildings	163
4.	Electrical Installations	117
5.	Rubbish	41
6.	Rioter's Fire	22
7.	Restaurants, Bars, Leisure Centres etc	19
8.	Farms/Plantations/Bush Burning	12
9.	Trees	12
10.	Motor Vehicles/Garages	06
11.	Petrol/Fuel Stations, Pumps, Fuel Tanker	05
12.	Factories	04
13.	Stores/Ware houses	03
14.	Institutions	02
15.	Markets/Supermarkets	01
16.	Others	28
	<b>TOTAL</b>	<b>1,018</b>

#### 4.1.1 Lives involved in fire emergencies handled

There was an increase in the number of people injured in the fire incidents from **36** in 2017 to **56** in 2018. A total of **32** persons died in 2018 compared to **59** persons who died in 2017. Of those who died in 2018, males were **24** and **08** females

Table 58: Victims of Fire Incidences 2018 and 2017

S/No.	Nature	2018	2017	Diff
1.	Injured	56	36	20
2.	Fatal	32	23	09
	<b>TOTAL</b>	<b>88</b>	<b>59</b>	<b>29</b>

#### 4.2 Rescue Emergencies

In 2018, a total of **252** rescue emergencies were handled compared to **260** cases in 2017. Actual calls handled were **211**, calls handled before arrival of the brigade were **37** and false calls responded to were **04**.





Table 59: Areas where Emergency Rescue Occurred

S/No.	Areas	No. of Rescue
1.	Road Traffic Accidents	78
2.	Pits	57
3.	Valley Dams/Fish Ponds	49
4.	Trees, House Tops, Busters, Force Entry	16
5.	Trenches, Ditches and Channels	15
6.	Septic Tanks	12
7.	Floods	10
8.	Lakes/Rivers	07
9.	Electric Installation	03
10.	Shadoofs	03
11.	Forced Entry	03
12.	Electric Shock	03
13.	Collapsed Structures/Soils/Quarry	02
	<b>TOTAL</b>	<b>258</b>

Most of the rescues were carried out in road traffic accidents, followed by pits, valley dams/fish ponds among others.



# CHAPTER FIVE

## TRAFFIC AND ROAD SAFETY





## 5.0 Introduction

Traffic and Road Safety Act, 1998 Cap 361 empowers Police with the mandate of enforcement of all Traffic Laws and Regulations in Uganda.

### 5.1 Nature of Road Traffic Crashes - 2018

During the period under review, there was a **3.0%** reduction in the number of crashes reported in 2018 from **13,244** in 2017 to **12,805** in 2018. Out of these, **3,194** were fatal, **6,085** were serious and **3,526** were minor.

The number of fatal crashes increased to **3,194** in 2018, from **3,051** in 2017. The number of serious crashes reduced to **6,085** in 2018 from **6,530** in 2017.

Fatal crashes increased by **4.7%**, serious crashes reduced by **6.8%**. Also the number of minor crashes decreased to **3,526** in 2018 from **3,663** in 2017.

Table 60: Nature of Road Traffic Crashes 2017 and 2018

Nature of Crashes	2018	2017	% change
Fatal	3,194	3,051	4.7
Serious	6,085	6,530	-6.8
Minor	3,526	3,663	-3.7
<b>Total</b>	<b>12,805</b>	<b>13,244</b>	<b>-3.3</b>

#### 5.1.1 Monthly Trend of Crashes

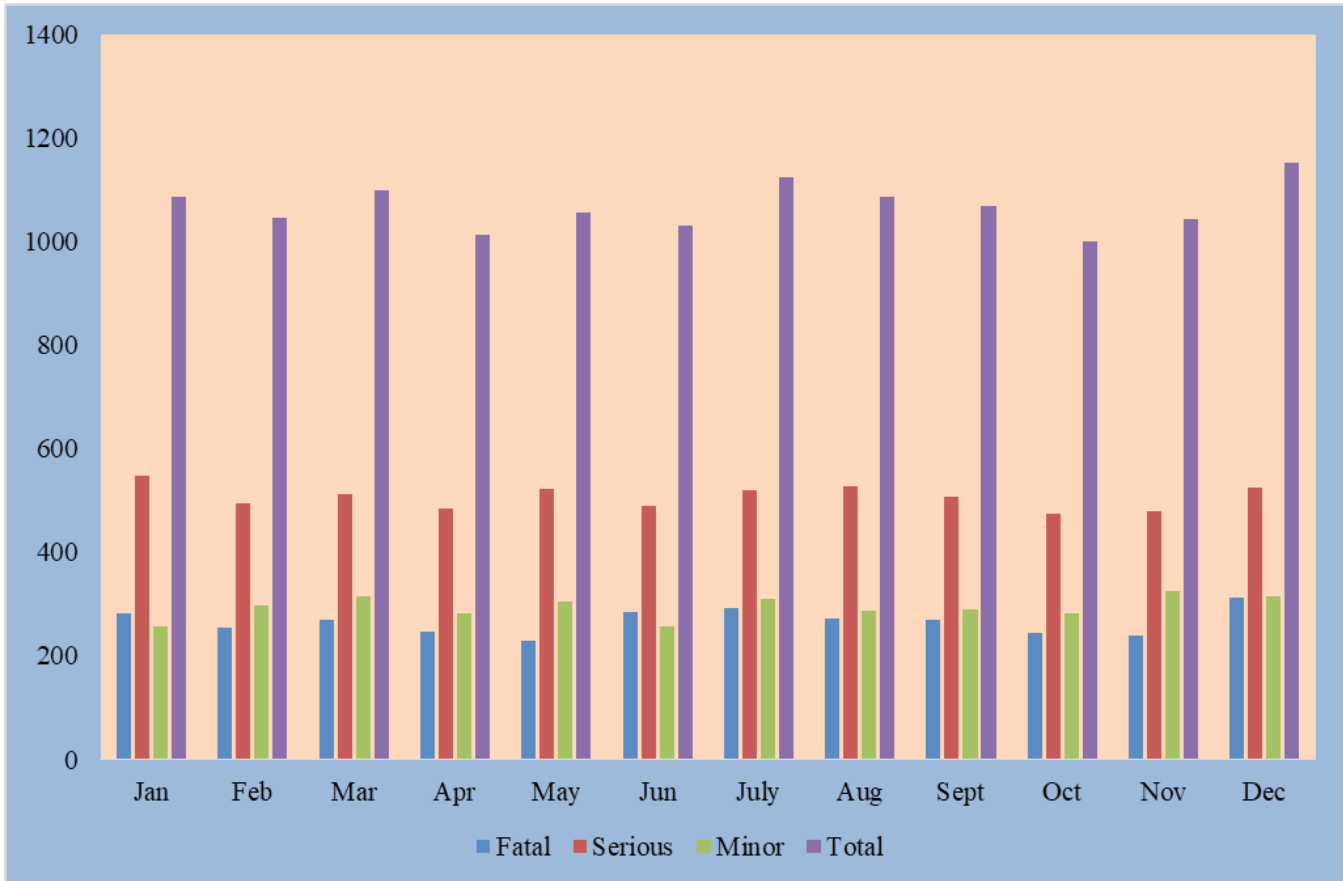
Table 61: Monthly Trend of Crashes January – December 2018

Month	Fatal	Serious	Minor	Total
<b>Jan</b>	281	548	257	<b>1,086</b>
<b>Feb</b>	255	494	298	<b>1,047</b>
<b>Mar</b>	270	513	316	<b>1,099</b>
<b>Apr</b>	246	484	283	<b>1,013</b>
<b>May</b>	229	522	304	<b>1,055</b>
<b>Jun</b>	284	490	257	<b>1,031</b>
<b>July</b>	293	519	311	<b>1,123</b>
<b>Aug</b>	271	528	287	<b>1,086</b>
<b>Sept</b>	270	507	291	<b>1,068</b>
<b>Oct</b>	245	475	281	<b>1,001</b>
<b>Nov</b>	238	480	325	<b>1,043</b>
<b>Dec</b>	312	525	316	<b>1,153</b>
<b>TOTAL</b>	<b>3,194</b>	<b>6,085</b>	<b>3,526</b>	<b>12,805</b>





Figure 8: Monthly Trend of Crashes for the period January- December 2018



The month of December ranked highest for total number of crashes while October showed the lowest number of total collisions. Also fatal crashes were highest in the month of December and lowest in May.





## 5.1.2 Distribution of Crashes by Region

Table 62: Accident Distribution by Region

Region	Fatal	Serious	Minor	Total
Kampala Metropolitan East	212	719	424	1,355
Kampala Metropolitan South	198	1076	1241	2,515
Kampala Metropolitan North	255	846	274	1,375
Wamala	156	139	72	367
Katonga	112	142	58	312
Ssezibwa	105	144	72	321
Savannah	83	190	80	353
Greater Masaka	207	216	93	516
Rwizi	263	178	91	532
Kigezi	94	107	94	295
Greater Bushenyi	71	97	55	223
Kiira	77	145	90	312
Busoga East	148	166	89	403
Busoga North	45	87	18	150
Elgon	92	118	50	260
Bukedi	122	219	73	414
Sipi	15	19	12	46
Aswa	154	261	153	568
North Kyoga	135	187	69	391
Rwenzori West	146	162	63	371
Rwenzori East	17	23	9	49
Albertine	206	240	101	547
West Nile	127	182	80	389
North West Nile	36	79	50	165
East Kyoga	92	253	74	419
Mt. Moroto	16	64	31	111
Kidepo	10	26	10	46
<b>TOTAL</b>	<b>3,194</b>	<b>6,085</b>	<b>3,256</b>	<b>12,805</b>

The table above highlights the accident situation within the various policing regions in Uganda. Crashes were lowest in the Karamoja regions (Mt. Moroto and Kidepo) while the highest were found in the Kampala Metropolitan Area (Kampala South, Kampala North and Kampala East in that order). In addition, 79 % (2,529) of all fatal crashes occurred outside the Kampala Metropolitan Policing Area.





### 5.1.3 Some of the Major Fatal Accidents

#### i. **Kapchorwa TAR 023/2018: Fatal Accident killing 24 persons**

On 18<sup>th</sup> December, 2018 at about 1630hrs, a fatal accident occurred at Tewe Hill in Sipi Town Council, Kapchorwa District, along the Kapchorwa – Sironko Road. It was reported that the driver of a Hyundai Bus Registration Number UG-2838E belonging to Kiryandongo Technical Institute failed to break or slow down after negotiating several bends/corners while descending this section of the road after Sipi falls and later forced the Bus to the right side of the road hitting an escarpment/rock, veering off to the left side of the road and hitting a road side guard-rail. The bus thereafter overturned, falling across the road width. This resulted into **16** people dying on spot, and 08 people died later at different intervals the following day making a total death of **24** persons.

#### ii. **Fatal Accident at Nanda Village killing 22 persons**

On 25<sup>th</sup> May 2018 at about 2000hrs there was an accident at Nanda village, in Kiryandongo District, 93km to Gulu, along Kampala - Gulu High way. As a result of this accident, **22** lives were lost and **15** people seriously injured. The accident involved four vehicles; a Massey Ferguson Tractor Reg. No UAU 872M, Gaaga Bus Reg. No UAK 526L and a Truck with Trailer loaded with crates of beer Reg. No UAT 088J and UAT 321M respectively. The Gaaga bus was coming from Lira to Kampala, the Tractor from Purongo Village along Karuma – Packwach road to Bweyale while the Truck was heading to Gulu side. It is alleged that the speeding Gaaga bus driver coming from Lira rammed into right rear tractor tyre heading for Bweyale thus losing control of the bus. The bus overturned and rolled for about 35.7 metres on the road from the point of impact colliding and entangling with the oncoming Truck. The impact between the bus and Tractor pushed the wreckage of Tractor for about 21metres from the point of impact off the drive lane and its right rear tyre was plucked off.

### 5.2 Victims/Casualties

There were **14,416** casualties from crashes in 2018, a reduction of **3.0%**. Persons killed increased by **5.0%**, persons seriously injured reduced by **9.0%** and those that sustained minor injuries increased by **27.2%**.



Table 63: Casualties during the period January –December 2018

Victims	2018	2017	%age change
Killed	3,689	3,500	5.4
Seriously injured	9,539	10,420	-8.5
Slightly injured	1,188	934	27.2
<b>Total</b>	<b>14,416</b>	<b>14,854</b>	<b>-3.0</b>

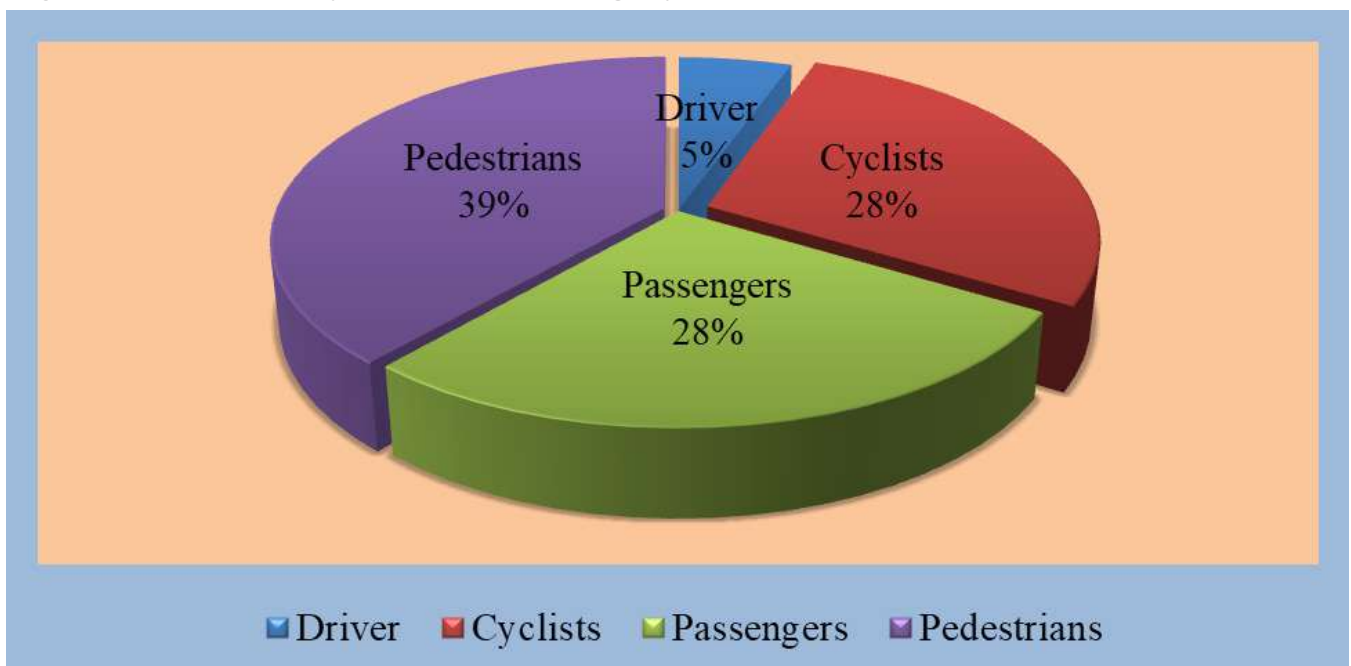
### 5.2.1 Accident Victims by Road User Category:

### 5.2.2 Persons Killed:

Table 64: Comparison of Fatalities by Road User Group 2017 and 2018

Road user Category	2017	2018	%age change
Driver	159	202	27.0
Motor cyclist	918	878	-4.4
Pedal cyclist	177	160	-9.6
Passenger on Motor cycle	364	380	4.4
Passenger in Light Omnibus	94	93	-1.1
Passenger in Medium Omnibus	22	30	36.4
Passenger in Heavy Omnibus	10	48	380.0
Passengers in other vehicles	437	474	8.5
Pedestrians	1,319	1424	8.0
<b>Total</b>	<b>3,500</b>	<b>3,689</b>	<b>5.4</b>

Figure 9: Fatalities by Road User Category in 2018



Pedestrians were highest category of road users killed at **39%** (1,424), followed by passengers and cyclists at **28%**, and Drivers in **6.0%**



### 5.2.3 Persons Seriously Injured

Table 65: Comparison of persons seriously injured by road user group 2017 and 2018

Road User Category	2017	2018	%age change
Driver	746	696	-6.7
Motor cyclist	2,748	2,356	-14.3
Pedal cyclist	438	328	-25.1
Passenger on Motor cycle	1,697	1,725	1.6
Passenger in Light Omnibus	730	651	-10.8
Passenger in Medium Omnibus	153	50	-67.3
Passenger in Heavy Omnibus	123	234	90.2
Passengers in other vehicles	1,650	1,584	-4.0
Pedestrians	2,135	1,917	-10.2
<b>Total</b>	<b>10,420</b>	<b>9,539</b>	<b>-8.5</b>

The number of persons seriously injured in 2018 reduced by **8.5%** from **10,420** in 2017 to **9,539** in 2018. Notably, passengers in Heavy Omnibuses who were seriously injured increased by **90 %**. Motor cyclists constituted the highest number of persons seriously injured accounting for **25%**, followed closely by Pedestrians at **20%**, and passengers on motor cycle at **18%** .

### 5.2.4 Persons who sustained minor Injuries:

Table 66: Comparison of persons who sustained minor injuries by road user group 2017 and 2018

Road User Category	2017	2018	%age change
Driver	184	158	-14.1
Motor cyclist	180	220	22.2
Pedal cyclist	27	49	81.5
Passenger on Motor cycle	131	179	36.6
Passenger in Light Omnibus	52	33	-36.5
Passenger in Medium Omnibus	10	8	-20.0
Passenger in Heavy Omnibus	17	15	-11.8
Passengers in other vehicles	178	267	50.0
Pedestrians	155	259	67.1
<b>Total</b>	<b>934</b>	<b>1,188</b>	<b>27.2</b>

**1,188** persons sustained minor injuries in 2018 as compared to **934** persons in 2017 reflecting a **27%** increase.



## 5.2.5 Accident Victims by Age and Gender:

Table 67: Accident Victims by Age and Gender

Age group	Killed		Seriously Injured		Slightly Injured		Total
	Male	Female	Male	Female	Male	Female	
Below 18	422	248	546	500	104	89	1,909
18- 24	429	83	1113	476	148	65	2,314
25- 34	880	150	2480	769	301	97	4,677
35 – 44	542	108	1392	411	161	60	2,674
45 - 54	263	72	578	217	66	31	1,227
55- 64	138	38	240	98	27	16	557
65- 74	76	24	95	51	3	4	253
>75	49	22	69	42	2	1	185
Unknown	121	24	360	102	9	4	620
<b>Total</b>	<b>2,920</b>	<b>769</b>	<b>6,873</b>	<b>2,666</b>	<b>821</b>	<b>367</b>	<b>14,416</b>

### 5.3 Analysis by Age Group:

The number of persons killed and injured in collisions in 2018 is shown by age and sex in the table above. An analysis of death by gender showed that more males (74%) were involved in crashes than females. 79% males (2,920) were killed in traffic crashes compared to 21% females (769) who were killed in the period under review.

In addition, more males were seriously injured in traffic crashes than females in 2018 accounting for 72% (7,673) compared to females who accounted for 28% (2,666). The same trend was exhibited with minor injuries with males accounting for 69% (n=821).

### 5.4 Accident Severity Index

The Accident severity index measures the seriousness of an accident. It is defined as the number of persons killed per 100 crashes.

$$\frac{3,689}{12,805} \times 100 = 28.8$$

This means that out of every 100 crashes, approximately 29 people are killed.

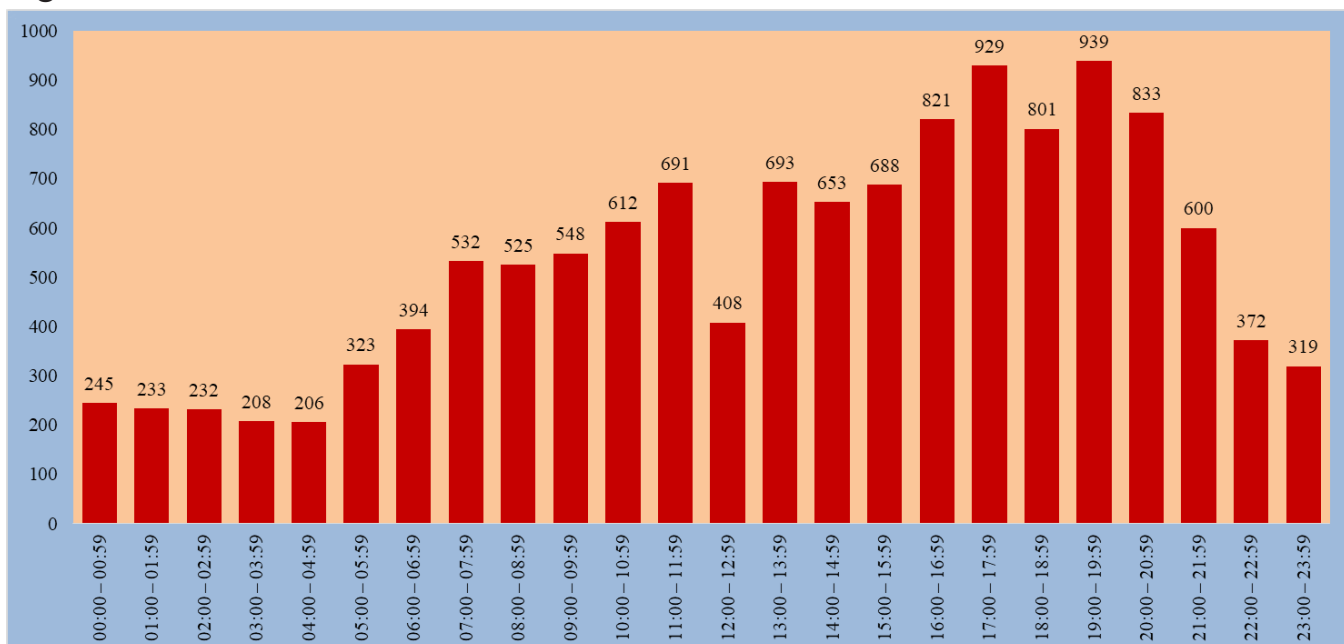


## 5.5 Time of Crashes

Table 68: Nature of Accident with respect to Time

Time	Fatal	Serious	Minor	Total
00:00 – 00:59	78	107	60	245
01:00 – 01:59	79	92	62	233
02:00 – 02:59	66	103	63	232
03:00 – 03:59	61	84	63	208
04:00 – 04:59	62	86	58	206
05:00 – 05:59	86	140	97	323
06:00 – 06:59	84	196	114	394
07:00 – 07:59	105	284	143	532
08:00 – 08:59	76	279	170	525
09:00 – 09:59	103	281	164	548
10:00 – 10:59	111	320	181	612
11:00 – 11:59	124	346	221	691
12:00 – 12:59	148	46	214	408
13:00 – 13:59	140	372	181	693
14:00 – 14:59	136	341	176	653
15:00 – 15:59	148	326	214	688
16:00 – 16:59	188	410	223	821
17:00 – 17:59	205	462	262	929
18:00 – 18:59	225	395	181	801
19:00 – 19:59	299	450	190	939
20:00 – 20:59	257	403	173	833
21:00 – 21:59	208	246	146	600
22:00 – 22:59	111	175	86	372
23:00 – 23:59	94	141	84	319
<b>Total</b>	<b>3,194</b>	<b>6,085</b>	<b>3,526</b>	<b>12,805</b>

Figure 10: Time of Crashes



34% of all accidents registered occurred between 1600hrs and 2100hrs and the lowest crashes were registered between 0000hrs and 0600hrs.





## 5.6 Causes of Crashes

Table 69: Nature of Crashes with respect to Causes January - December 2018

Causes of Crashes	Nature of Accident			Total
Reckless Driving	1,613	2,213	902	4,728
Over speeding	88	162	64	314
Over loading	17	28	58	103
Dangerous loading	10	29	13	52
Under influence of alcohol	25	50	36	111
Careless pedestrian	305	473	201	979
Careless driving	830	2698	2013	5541
Passenger falls from vehicle	51	40	27	118
Dazzled by Lights	5	7	11	23
Obstacle on carriage way	0	0	1	1
DMC	100	154	98	352
Unknown cause	150	231	102	483
<b>Sub Total</b>	<b>3,194</b>	<b>6,085</b>	<b>3,526</b>	<b>12,805</b>

43% of all crashes were due to careless driving while reckless driving, careless pedestrian, unknown cause, DMC, Over speeding and passenger falling off the vehicle contributed to 37%, 8%, 3.8%, 2.7%, 2.5% and 01% respectively.

## 5.7 Class of Vehicle Involved

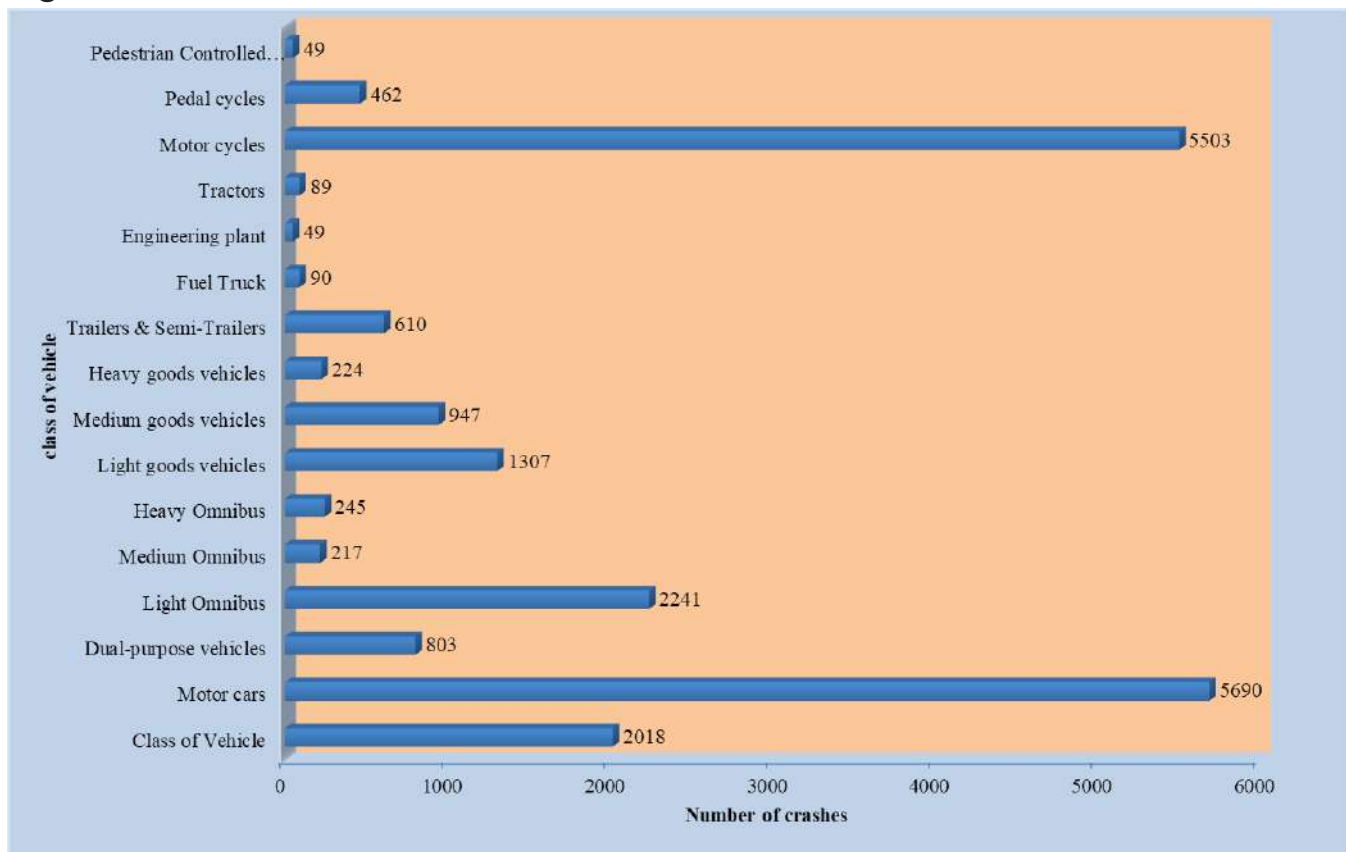
Table 70: Class of Vehicle Involved in Crashes

Class of Vehicle	2017	2018	% change
Motor cars	6,255	5,690	-9.0
Dual-purpose vehicles	936	803	-14.2
Light Omnibus	2,382	2,241	-5.9
Medium Omnibus	182	217	19.2
Heavy Omnibus	281	245	-12.8
Light goods vehicles	1,323	1,307	-1.2
Medium goods vehicles	960	947	-1.4
Heavy goods vehicles	395	224	-43.3
Trailers & Semi-Trailers	472	610	29.2
Fuel Truck	93	90	-3.2
Engineering plant	33	49	48.5
Tractors	62	89	43.5
Motor cycles	6,310	5,503	-12.8
Pedal cycles	511	462	-9.6
Pedestrian Controlled Vehicles	36	49	36.1
<b>Total</b>	<b>20,231</b>	<b>18,526</b>	<b>-8.4</b>



There was an **8.4%** reduction in the total number of vehicles involved in crashes from **20,231** in 2017 to **18,526** in 2018. However, there was an increase in certain categories of vehicles namely Medium omnibuses, Engineering plants, Tractors, and Pedestrian controlled vehicles of **19%**, **49%**, **44%**, and **36%** respectively. Motor Cars and motorcycles accounted for **60%** of all vehicles involved in crashes in 2018. Light Omni buses accounted for **12.1%** (2,241), Light goods vehicles (**7.1%**), medium goods vehicles and Dual purpose vehicles made up **5.1%** and **4.3%** respectively.

Figure 11: Class of Vehicle Involved in Crashes in 2018



## 5.8 Express Penalty Scheme

### 5.8.1 Express Penalty Scheme

One hundred and ninety nine thousand seven hundred and eighty five (**199,785**) traffic offenders were fined under the Express Penalty Scheme for the various traffic offences.



Table 71: Express Penalty Scheme; January – December 2018

Month	Tickets Issued	Amount Paid	Amount Imposed
Jan	16,001	945,020,000	1,506,620,000
Feb	16,489	1,010,940,000	1,470,120,000
Mar	18,823	1,041,330,000	1,684,480,000
April	18,739	1,328,890,000	1,614,840,000
May	20,177	1,659,800,000	1,776,020,000
June	19,160	1,720,870,000	1,720,060,000
July	19,202	1,757,910,000	1,729,560,000
August	14,196	1,367,240,000	1,342,940,000
Sept	14,079	1,254,882,000	1,309,500,000
Oct	13,612	1,219,750,000	1,247,240,000
Nov	15,853	1,297,560,000	1,408,860,000
Dec	13,454	1,050,898,000	1,201,020,000
<b>Total</b>	<b>199,785</b>	<b>15,655,090,000</b>	<b>18,011,260,000</b>

## 5.9 Inspectorate of Vehicles (Iov)

### 5.9.1 Introduction

This department is responsible for:

- i. Inspection of accident vehicles.
- ii. Inspection of vehicles suspected to be in a dangerous mechanical condition
- iii. Testing of learner drivers and those seeking driving class extensions.

### 5.9.2 Accident Vehicle Inspection

Table 72: Ownership of Vehicles Involved in Crashes Jan – December 2018

Ownership of motor vehicles	2017	2018	%age change
Police	374	268	-28.3
Army	47	39	-17.0
Prisons	11	10	-9.1
Government	563	400	-29.0
Foreign	829	741	-10.6
Diplomatic	128	73	-43.0
Private	17,982	16,995	-5.5
<b>Total</b>	<b>19,934</b>	<b>18,526</b>	<b>-7.1</b>

During the period under review, **18,526** accident vehicles were inspected countrywide indicating a decrease of **7.1%** compared to 2017. Generally there was a decrease in all categories of accident vehicles inspected as shown in the table above. Majority of the



accident vehicles that were inspected (91%) were privately owned

Table 73: Mechanical Condition of Vehicles Involved in Crashes

Mechanical condition	Number
DMC	952
Unfit	759
Written off	120
Not DMC	16,695
<b>Total</b>	<b>18,526</b>

90% (16,695) of all the vehicles involved in crashes were found to be in a good mechanical condition before the accident. 5% (952) motor vehicles were found to be in a dangerous mechanical condition before the accident, 4% (759) were unfit for road use and 0.6% (120) vehicles were written off.

### 5.9.3 Driver Testing Returns.

Table 74: Drivers Tested per Class of Driving Permit for the Period 2017 and 2018

Driving permit class	2017	2018	%age change
A	4,421	10,206	130.9
B	65,226	63,561	-2.6
CM	6,434	5,347	-16.9
CH	661	1,071	62.0
DL	4,153	4,407	6.1
DM	277	1,546	458.1
DH	72	107	48.6
E	54	38	-29.6
F	3	2	-33.3
G	276	224	-18.8
H	1,061	946	-10.8
I	0	0	0.0
<b>Total</b>	<b>82,638</b>	<b>87,455</b>	<b>5.8</b>

87,455 learner drivers were tested for driver competence at the various testing centres throughout the country. There was a 5.8 % (4,817) increase in the number of learner drivers tested in 2018. Class B for motor cars and dual purpose vehicles had the highest number of learner drivers tested followed by A for motorcycles, CM for medium goods motor vehicles and heavy tractors, DL for Light Omnibuses, DM for Medium omnibuses, and CH for Heavy goods vehicles in that order.

Most of the vehicles that were randomly inspected (70%) were found to be in a good mechanical condition



## 5.9.4. Enforcement Strategy

### a) Fiika Salaama:

The Directorate has enhanced enforcement of traffic laws and regulations through establishing check points throughout the country. Various offences have been handled at the checkpoints as shown below:-

Table 75: Common Offences Handled under Fika Salama

Offences	No. of Offenders	Amount Imposed
Driving a motor vehicle without a valid driving permit	2630	263,000,000
Riding a motor cycle without permit	1,037	41,480,000
DMC	10,005	600,300,000
Careless driving	11,989	1,198,900,000
Dangerous loading	996	199,200,000
Driving a vehicle without Insurance	2264	90,560,000
Breach of Operators License	1,790	358,000,000
Unauthorized passenger	1,540	154,000,000
Obscured number plate (defaced)	554	22,160,000
Over Speeding	7995	1,519,000,000
Driving a motor vehicle without reflectors	1164	116,400,000
Not wearing Safety belt	1529	122,320,000
Interfering with safe driving	631	63,100,000
Using a hand held mobile phone	141	14,100,000
Drunk driving	161	32,200,000
Pillion riding	306	30,600,000
Obstruction	567	56,700,000
Carrying excess passengers	572	114,400,000
Not wearing crush helmet	1,220	48,800,000
Failing to give right way	15	1,500,000
<b>Total</b>	<b>47,106</b>	<b>5,071,120,000</b>

Forty seven thousand one hundred and six (47,106) traffic offenders were arrested at the Fika Salama check points in 2018. 26 % of all traffic offenders arrested during Fika Salama operations were charged for careless driving, followed closed by offenders who were driving vehicles in a dangerous mechanical condition at 21%, 17% were driving beyond the prescribed speed limit, and 06% were arrested for driving a vehicle without a valid driving permit.

### b) Sensitization campaigns;

The Directorate of Traffic and Road Safety in conjunction with the Ministry of Works





and Transport and other stakeholders including Vivo Energy carried out sensitization activities along Kampala- Jinja highway.

c) EPS Defaulters;

Tracking Unit has improved on compliance of offenders issued with EPS i.e. they ensure that issued tickets are paid. UGX. 3,908,740,000 were recovered from defaulters.

Table 76: Monthly Collection of Fines from Defaulters

Month	Motor vehicles impounded	Amount recovered
Jan	523	271,710,000
Feb	500	253,120,000
Mar	696	295,840,000
Apr	803	359,390,000
May	1,048	481,800,000
Jun	779	331,080,000
Jul	1,100	514,870,000
Aug	846	396,680,000
Sept	751	354,070,000
Oct	509	156,760,000
Nov	1,799	247,260,000
Dec	710	246,160,000
<b>Total</b>	<b>10,064</b>	<b>3,908,740,000</b>

d) The Traffic and Road Safety Directorate will emphasize the following measures in a bid to further reduce road carnage. These are:

- i. The Directorate will liaise with Ministry of Works and Transport to ensure safety of pedestrians by looking at strategies aimed at improving pedestrian safety since **40%** of all fatalities are pedestrians.
- ii. Enhance traffic police and Integrated Highway Police deployments along the highways to ensure high visibility, safety and security of all road users.
- iii. Enhance sensitization of the public on road safety and security through road safety campaigns and security awareness.
- iv. Establishment of joint coordination teams comprising of police, Ministry of Works and Transport, bus owners, bus drivers, passenger protection bodies and the media to ensure motorists comply with traffic regulations.
- v. Enhance operations targeting motorists who violate traffic regulations that include speeding, drunk driving and reckless/dangerous driving.
- vi. Conduct trainings of traffic officers to build capacity to handle the ever

increasing challenges.

- vii. Enhance Traffic Alert squad to weed out corrupt traffic officers from the directorate
- viii. Expedite the roll out of the Road Crash Data System that will support policy formulation and implementation in support of reducing road crash fatalities by 50% in 2020 in accordance with the UN Decade of Action for Road Safety.
- ix. Enhance road safety coordination and management through effective involvement of the public, private and civil society organizations.



# CHAPTER SIX

## ORGANISED CRIMINAL SYNDICATES DISMANTLED IN 2018







## 6.0 Introduction

In 2018 and previous years, Organised Criminal Syndicates committed heinous crimes within the regions of Kampala Metropolitan Policing Area, Greater Masaka, Rwizi, Wamala and other areas. With well guided investigations and coordination with other security agencies, 16 key criminal syndicates among others were identified, arrested and prosecuted. The offences they committed range from Kidnap with intent to murder, trafficking in persons, belonging to terrorist organisation, murders, aggravated robberies, house breaking and thefts, obtaining money by false pretenses mainly in fake gold scams, crimes against foreign and local investments.

### 6.1 Usafi Mosque Criminal Syndicate.

The syndicate comprised of the ‘Amir’ Ismailah Bukenya, the “Imam” Mahad Kisalita, Yakub Hausi Byensi, Yusuf Lubega, Hussein Wasswa, Muzamiru Ssali, Hajara Nakandi (The only female), Abubaker Kyewolwa, Hassan Kato Miiro, Abbas Musa Buvumbo, Abdul Hakim Lugolobi and Mahad Kasozi. They were hiding under an Islamic Sect based at Usafi Mosque, Usafi Taxi Park, Luzige Zone, Mengo II Parish, Rubaga Division, in the Kampala District. They committed the following crimes

i. **Old Kampala CRB 141/2018: Kidnap and Murder of Susan Magara**

On 7<sup>th</sup> February, 2018, they kidnapped one Magara Susan F/A 28years and demanded a ransom from her parents. On 24<sup>th</sup> February, 2018 at around 1030hrs at Kanaaba Ndejje off Busabala Road Makindye Division Kampala District, the Kidnappers received a ransom of USD 200,000. However on 27<sup>th</sup> February, 2018, at Kitiko Birongo Village along Entebbe Express Highway, the body of Magara Susan was recovered.

ii. **CID Headquarters GEF/2018: Trafficking in Persons**

Trafficking in Persons involving 159 children found being kept at Usafi Mosque under the pretext of teaching them Islam.

iii. **Belonging to ISIS:**

The same group was charged with belonging to a terrorist group when three members of the group namely Abdulrahman Faisal, Senono Abubakar and Kabasiita Fatuma were arrested by Mozambique Security in an ISIS camp they busted.



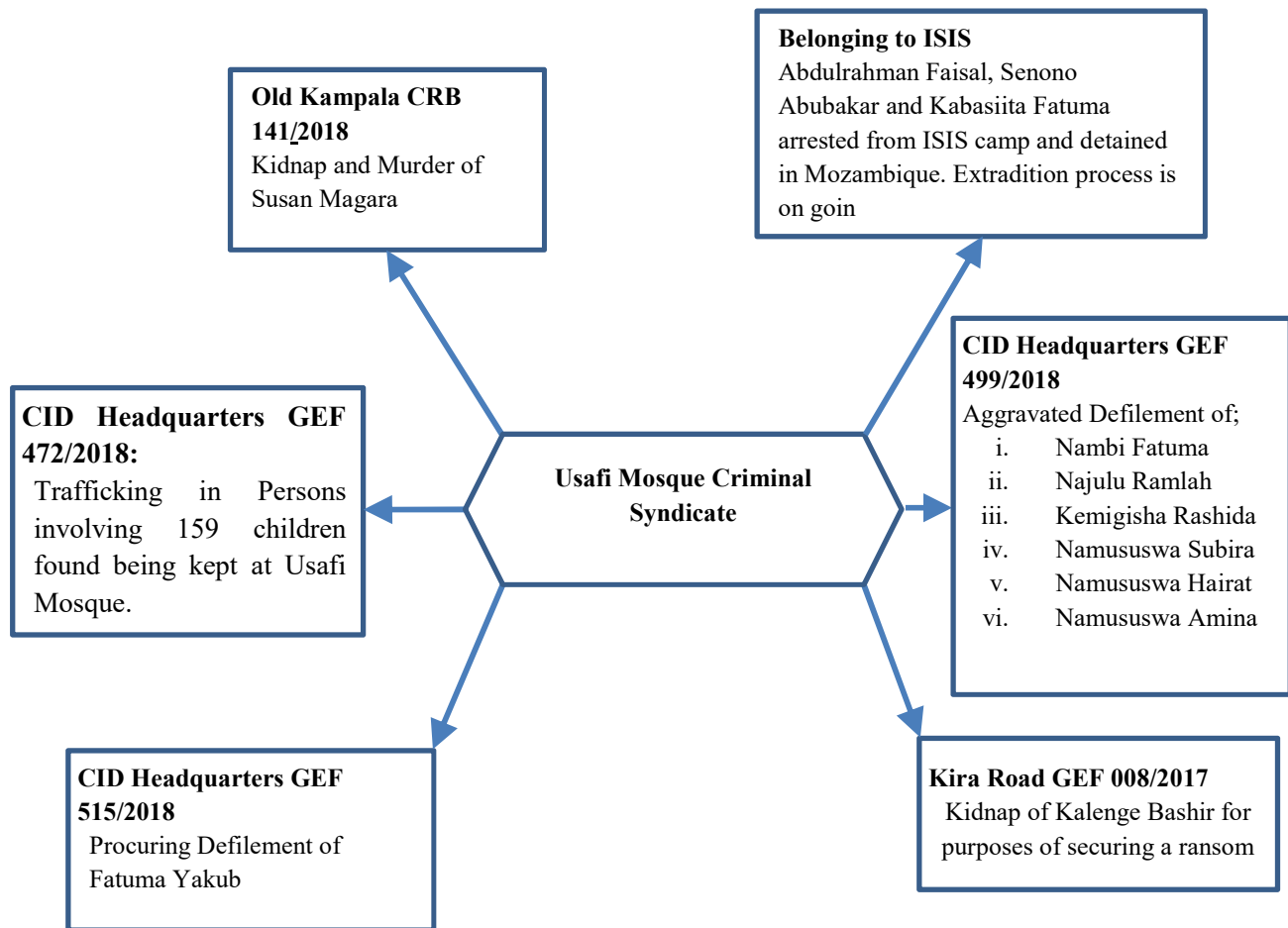
**iv. CID Headquarters GEF 499/2018: Aggravated Defilement**

The members of the group defiled one Najulu Ramlah F/J 13 years, Nambi Fatuma F/J 16 years who gave birth to a baby girl while at the reception centre at CID headquarters, Kemigisha Rashida F/J 11 years, Namususwa Hairiat, Namususwa Aminah and Namususwa Subira.

**v. CID Headquarters GEF 515/2018: Procuring Defilement**

Byensi Hausi Yakub and Nakalisa Zaitun procured the defilement of their daughter one Fatuma Yakub.

The Illustration of this criminal syndicate is shown below.



**Achievements**

- i. On the 27<sup>th</sup> April, 2018, the suspects were identified, tracked and subsequently arrested from Usafi Mosque, around Kampala Metropolitan and Buikwe. Yakub Hausi Byansi, Abdul Hakim Lugolobi and Mahad Kasozi are the only ones still at large.





- ii. In addition to valuable evidence recovered, Police also identified and located thirty five (35) Acres of Titled Land in Buikwe District and Six (6) Commercial Vehicles all purchased from the proceeds of the ransom money.
- iii. One acre of land with development which had commenced was also discovered in Luweero District where unsuspecting vendors sold to the criminal gang.
- iv. Two members of the group were found and arrested by the Mozambique security in an ISIS camp they had discovered and busted.
- v. The suspects had also gathered **126** children and **28** women whom they had confined in Usafi Mosque. Some of the women and girl children had been sexually assaulted and some of the girls were pregnant by the time of the raid. They have since been reunited with their parents except one child who is still under safe shelters.
- vi. Ten (10) Suspects appeared in Buganda Road Magistrates Court and were committed to High Court for trial on 21<sup>st</sup> November 2018.

## 6.2 Kidnap and Murder Criminal Syndicate of Old Taxi Park

The group comprised of Ssalongo Ddumba, a witch doctor, Mugabi Kamada Shakur, Oloo John Bosco Alias Okello Kifeesi and Lukwago Herbert Ssalongo. They would disguise as Taxi Guides at Wandegeya Bukoto Stage, Old Taxi Park, Kampala Central Division in Kampala District. Between March and May 2018, the syndicate kidnapped Women/ Female Juveniles for purposes of procuring a ransom, sexual assault and human sacrifice. The Criminal Syndicate committed the under listed cases:-

- i. **Old Kampala CRB 585/2018: Kidnap and Murder of Rehema Nabwanika Halima**

On 22<sup>nd</sup> April, 2018, Rehema Nabwanika Halima was kidnapped and murdered. Her body was recovered on 24<sup>th</sup> April, 2018 at Kikajjo Zone Namasuba Makindye Ssabagabo in Wakiso District. The group met her in the New Taxi Park and lured her up to a witch doctor's shrine for sacrifice.

- ii. **Old Kampala CRB 499/2018: Kidnap and Murder of Nakiseka Rose**

The same group kidnaped Nakiseka Rose on the 10<sup>th</sup> May 2018 and her body was recovered at Kirinyabigo, Kanala Zone, Makindye Ssabagabo in Wakiso District on the 24<sup>th</sup> May, 2018.



### **iii. Katwe CRB 487/2018: Kidnap and Murder of Kyohairwe Charity**

One Kyohairwe Charity was kidnapped on 22<sup>nd</sup> March, 2018 from Wandengeya Bukoto stage. Her kidnappers started demanding for a ransom and on 23<sup>rd</sup> March 2018, her body was recovered from Kabawo Zone Nalukolongo Rubaga Division in Kampala after her parents paid a ransom of UGX 2,500,000. The same group were arrested, charged and committed to High Court for trial.

### **iv. CPS Kampala CRB 676/2018: Kidnap and Murder of Nalule Milly Drinah**

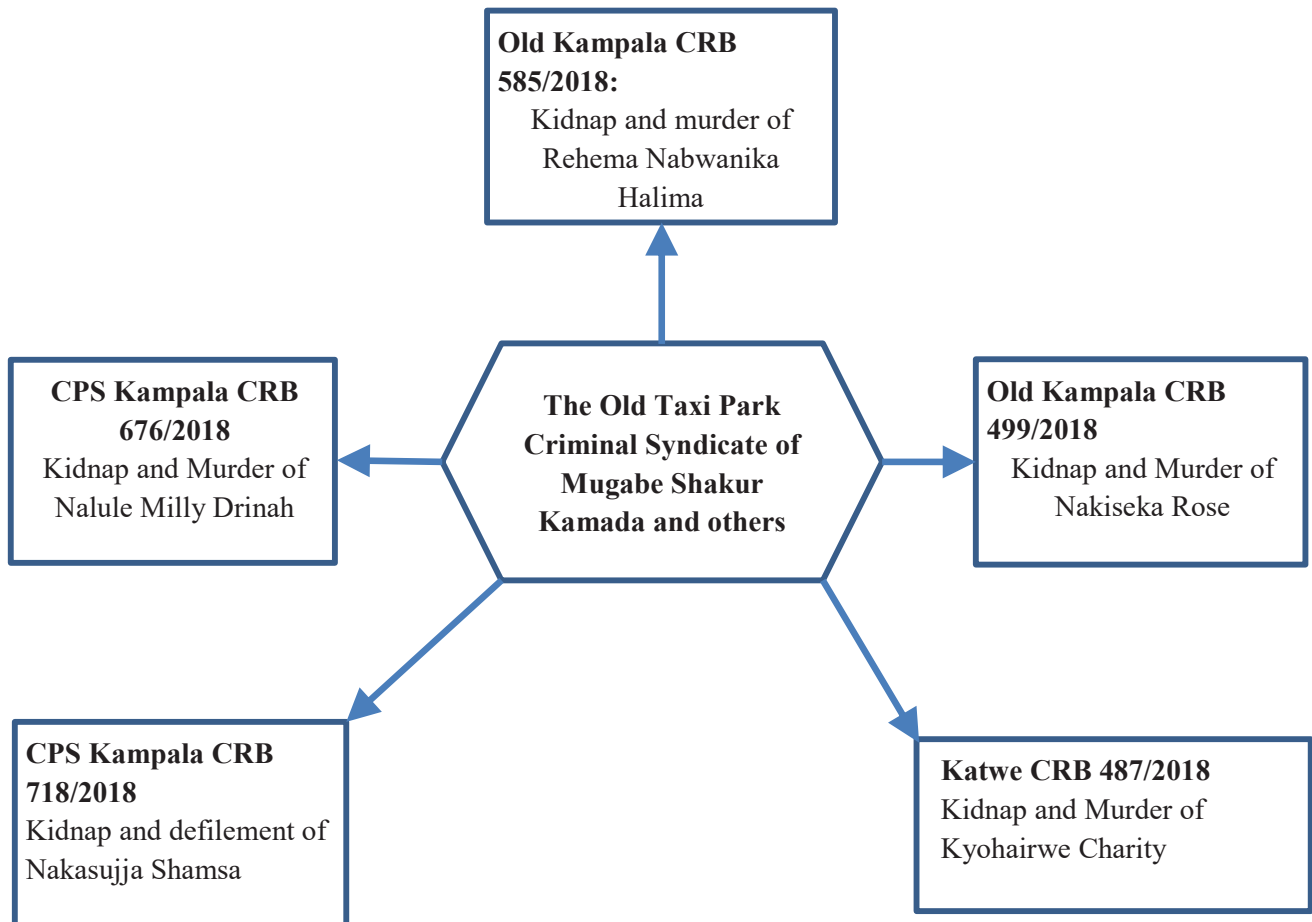
Nalule Milly Drinah, a female adult, was kidnapped on 6<sup>th</sup> May, 2018 from the Old Taxi Park. Her Kidnappers demanded for a ransom and her body was recovered on 7<sup>th</sup> May, 2018 from Mbaho Zone Mutundwe Rubaga Division Kampala. The same group were arrested, charged and committed to High Court for trial.

### **v. CPS Kampala CRB 718/2018: Kidnap of Nakasujja Shamsa**

One Nakasujja Shamsa F/J 17years was kidnapped on 18<sup>th</sup> May, 2018 from New Taxi Park Central Division in Kampala District and started demanding for a ransom from the Parents of UGX 10,000,000. The victim escaped from captivity and led the Police to the scene of her Kidnap in New Taxi Park and was able to identify her Kidnapper who was subsequently arrested and identified as Mugabe Kamada Shakur. It is the arrest of Mugabe Kamada Shakur that led to the arrest of his accomplices in all the cases of other victims namely Nabwanika Rehema Halima, Nakisekka Rose, Kyoheirwe Charity and Nalule Driinah, all mentioned above.



The Illustration of this criminal syndicate is shown below.



## Achievements

- i. Police and other sister security agencies were able to arrest a number of suspects. These included; Oloo John Bosco alias Okello Kifeesi, Lukwago Herbert alias Ssalongo and Ndumba Ssalongo among others
- ii. Upon their arrest valuable evidence was recovered and they led the Police to the recovery of the bodies of Nabwanika Rehema Halima and Nakaseka Rose.
- iii. All the Six (6) suspects in these heinous crimes were charged of Kidnap with intent to demand for Ransom, Murder and Defilement at LDC Magistrates Court and they have since been committed to High Court for trial

## 6.3 Galiwango Musa and Kidawalime Muhammad Greater Masaka Criminal Syndicate

On 1<sup>st</sup> January 2018, criminals attacked the villages of Kisaaka in Lwengo District and Kisojo A in Bukomansibi District.



**i. Lwengo CRB 003/2018, Kisaaka Village:**

The attacks started at the home of one Katerega Francis, a director of St. Francis High School and resident of Kisaaka village, Kingo Sub-County, Lwengo District. The gang then moved to Kisaaka Trading Center and proceeded along Kisaaka-Kisojo Road where at around 0100hrs, they attacked one Sseremba John Bosco and Gonzaga Kayemba alias Kadomola.

**ii. Bukomansimbi CRB 001/2018, Kyabagoma LC1 Village:**

From attacking Gonzaga Kayemba alias Kadomola, the gang proceeded to Kyabagoma LC1 Village, at around 0200 hrs, at the home of Ssebugwawo Denis alias Lumala, a Retired Senior Superintendent of Police, forced themselves into his house, murdered, robbed cash and seriously injured his grand-daughter Nabifo Nancy who later died at Mulago Hospital.

**iii. Bukomansimbi CRB 005/2018, Kisojo A Trading Center:**

The gang moved to Kisojo A Trading Center, at the home of Nantale Jane alias Nasande, who was found attending to 5 revelers. The criminals attacked and injured the revelers at about 0300hrs and proceeded to pursue Nantale Jane in her house where she had sought refuge. She later managed to sneak out of the house with the help of Kiyemba Andrew. In the ensuing pursuit by the criminals, Kiyemba Andrew managed to injure one of the fleeing criminals on the arm using a pestle. However, Nantale Jane was finally murdered about 150 meters from her home.

**iv. Kalungu CRB 132/2018, Burglary and attempted Rape.**

On the 10<sup>th</sup> April, 2018 at about 0300hrs, one **Nakyambadde Resty** F/A 28yrs, a midwife and a resident of Mukoko village, Bukulula Sub-County in Kalungu District on 075052868 while in her house heard her front door glass being broken. The attackers gained entry by smashing the front door glass. On entry they entered the bedroom of Nakyambadde Resty and started demanding for money from her. She gave them UGX 25,000 which she had in her bag. The attackers insisted that she gives them more money to which she did not have and when she failed, they ordered her to undress which she complied. They started taking her nude pictures using their phone. Before they could rape her, she heard gunshots in her compound and immediately, the attackers tried to escape.

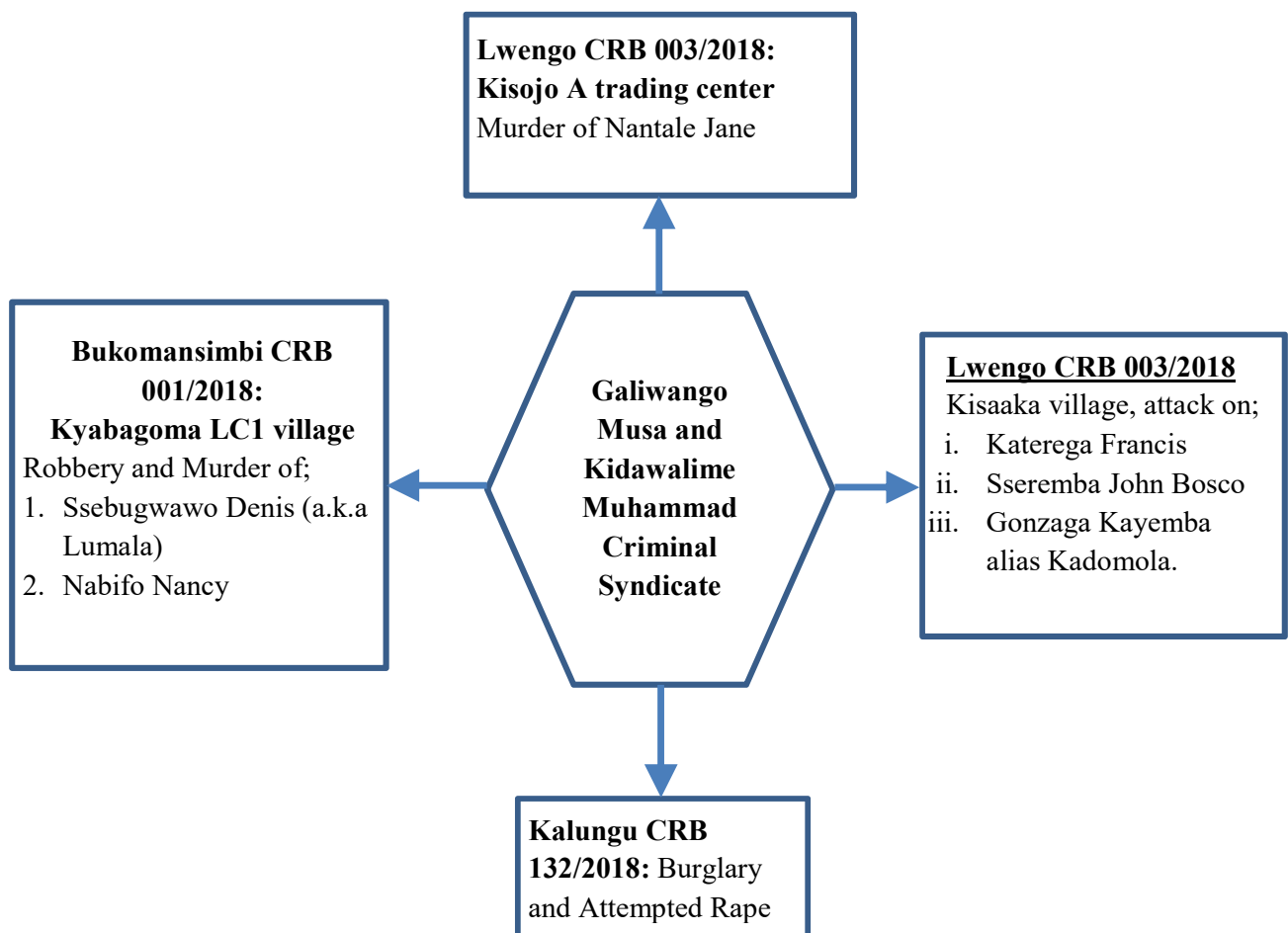


The OC Bukulula Police Station C/ASP Twinomugisha Steven, SGT Mugenyi Venance and two crime preventers Kyakuwa Mayanja Mike and Kafero Godfrey had responded to the call vide SD. REF03/10/04/2018 of Bukulula Police station. They found the attackers still inside the house. The attackers tried to escape from the compound but it was fenced, leading to violent confrontations.

One of the attackers who was later identified as Kiddawalime Muhammde Alias Madi Alias Kaweesi fought the OC and bite his left hand trying to shoot but the gun misfired. He alarmed for rescue from his colleagues who responded. During the scuffle Kidawalime Muhammad sustained injures on the head which led to his death.

In the process of rescuing the OC from the attackers, the second attacker who was suspected to be Galiwango Musa jumped over the fence and ran away.

The Illustration of this criminal syndicate is shown below.



### Achievement

- i. Upon investigation and intelligence, one Galiwango Musa alias Moze alias Kawesi Dauda was arrested and he confessed that they attacked the two villages of





Kabukolwa and Kisojjo with one Kidawalime Muhamad alias Madi. The duo were charged with various cases of murder and robbery including; Bukomansimbi CRB 001/2018, Bukomansimbi CRB 003/2018, Bukomansimbi CRB 005/2018, Lwengo CRB 003/2018. Masaka CRB 010/2018.

- ii. On 1<sup>st</sup> March 2018, the 02 suspects while appearing before Masaka Chief Magistrates Court for mention of their cases, escaped from the unsuspecting Prison Warders and took off to the nearby bush. They were vigorously pursued to no avail. Fortunately, the gang had resumed their criminal operations and went to attack a home in Bukullula where the victim raised the security who wrestled the thugs killing one Kidawalime Muhammed as the colleague Galiwango Musa managed to escape. He was later on arrested while hiding in Ntungamo and he is currently remanded at Luzira Government Prison.

#### **6.4 Serugo Paul Greater Masaka Armed Criminal Syndicate**

This was an armed criminal group led by one Serugo Paul, a UPDF soldier attached to UPDF Marines. The said Serugo Paul took off with an SMG rifle from the armory at Marine Base, teamed up with three others namely; Byakatonda Joseph, Kawadwa Matia, and Katerega Quraisi. In the month of March 2018, the group terrorized residents of Sembabule, Rakai, Lyantonde, Lwengo and Masaka where they were attacking people at night shooting randomly and in the process 04 lives were lost as a result of their criminal activities.

- i. **Lwengo CRB 114/2018, Aggravated Robbery**

At one of the scenes in Kyabakuza, Masaka District, the gang's motor vehicle was stoned smashing the windscreen, it's then that an operation was mounted in all the garages in Masaka and the said vehicle was recovered in a garage in Nyendo. On establishing the ownership through motor vehicle registry, the owner led Masaka Police to the people who had hired it. One Kawadwa was thus arrested leading to the subsequent arrest of the other suspects. On arrest of Serugo Paul, he was interviewed and led the Police to the recovery of the SMG rifle he had been keeping with Byakatonda in Byakatonda's mother's bedroom. All the suspects namely Serugo Paul, Byakatonda Joseph, Kawadwa Matia, and Katerega Quraisi were charged to the General Court Martial in Makindye and are pending trial.



ii. **Masaka CRB 621/2018, Aggravated Robbery at Moses K Hardware Shop**

On 01<sup>st</sup> July, 2018 at around 1958hrs, there was shooting at Moses K hardware shop alias MUTO in Masaka town/Masaka District. A group of armed robbers attacked the hard ware shop shooting dead two people and robbed UGX 435,705,500 from the cashier plus the gun belonging to a Security Guard of the Reserve Force. At the scene of crime, a body of Musinguzi Moses 36yrs, reserve force guard was found lying in a pool of blood. One Shafic kiggundu M/A 35yrs, a casual laborer was shot at and sustained bullet wounds. He was rushed to Masaka referral Hospital where he died on arrival.

iii. **Rakai CRB 322/2018, Theft of a Rifle**

The Police officer No. 7501 SPC Sentongo Joseph, a Special Police Constable came back from work with his gun and he left the said gun locked up in his house and went to fetch water for his home use. On coming back, he found the house broken into and the gun taken. He immediately reported to Rakai Police Station and he was arrested to help in inquiries in a bid to recover the gun. On questioning him, he seemed to have no idea on the probable suspects. It was not until a group of armed gangs led by Serugo Paul were arrested after committing several robberies and murders, they later revealed as to how they stole the said gun from the police officer. The gun was also amongst those recovered when one Kiwanuka Paul, a UPDF veteran was arrested under Rakai CRB 322/2018.

iv. **Masaka CRB 917/2017, Aggravated Robbery of a Rifle**

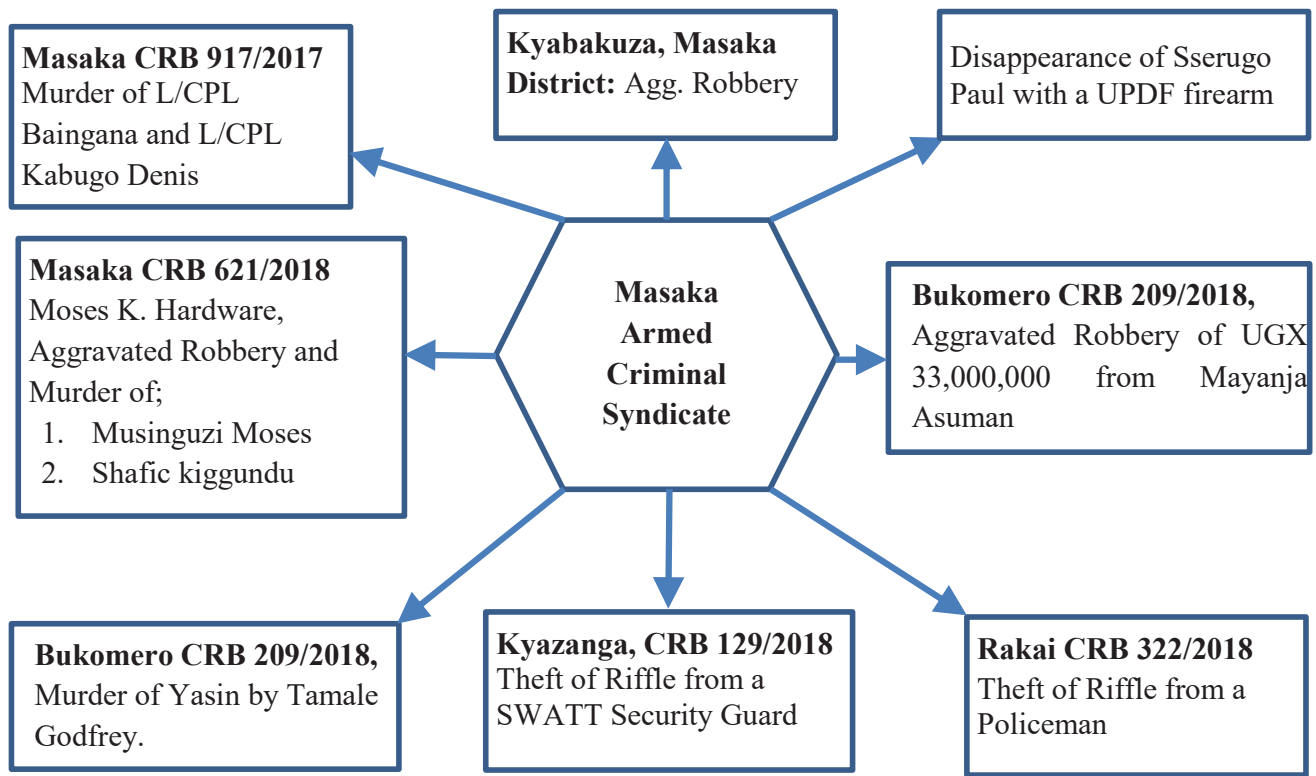
On 7<sup>th</sup> July 2017, a case of murder registered at Kasijagirwa Village where armed thugs shot dead 2 UPDF soldiers namely RA 20647 L/CPL Baingana and RA 212876 L/CPL Kabugo Denis and took off with their guns. Upon investigations one Jumba Derick was arrested with his wife Namubiru. They were charged to court. After mandatory remand period of six months, they were released on court bail but they never reported back as required. Jumba Derick later teamed up with Kayemba, Wakube Imran and others in the murder/robbery at Muto Hardware Shop vide Masaka CRB 621/2018. They were arrested with 05 others and charged to General Court Martial.



v. **Kyazanga CRB 129/2018, Aggravated Robbery of a Rifle**

Its alleged that on 31<sup>st</sup> May, 2018 at about 2022hrs at Mpumudde village at National and Sewerage Cooperation plant, 2 unknown assailants attacked one Orikiriza Julius an Askari and took away with them rifle No. UG-COL11200917-108245 SAR type loaded with 5 rounds of live ammunitions. He was threatened with a sword to be killed if he makes any alarm. The gun was later recovered by Flying Squad Masaka from Jumba Derrick and Kiwanuka Paul. The two suspects were convicted by Court Martial Makyindye vide Masaka CRB 621/2018.

The illustration of this criminal syndicate is shown below



**Achievements**

- i. Investigations commenced with coordinated operations involving all the Security Agencies leading to a one Kankaka Gerevasio a boda boda rider from Busega in Wakiso District. He confessed and revealed other accomplices including; Tweheyo Julius alias Ruvigi and Kiiza Matia. Further arrests were made of one Jumba Derrick who was hiding in a remote Island of Kalangala.
- ii. This led to the subsequent arrest of one Kiwanuka Paul, a UPDF veteran residing in Mbuye Village, Buzirandulu Parish, Kasali Sub County in Kyotera District. A search was conducted with Kiwanuka and three guns and a panga were recovered



with the following serial numbers.

(a) UG POL 563100709520644, the said firearm was stolen from a Policeman in Rakai Vide CRB 322/2018.

(b) UG UPDF 49029251, the gun was robbed at Muto Hardware after killing Musinguzi Moses on 01<sup>st</sup> July, 2018.

(c) SAR-11200917, the gun was stolen from a SWATT Security Guard at Kyazanga NWSC Vide CRB 129/2018.

(d) 49 rounds of ammunition

iii. Other members of the group who participated in the MUTO robbery and murder such as a one Kayemba was tracked while hiding in Kasese and arrested. Finally, in the month of February, 2019, Wakube Jimmy alias Imran, the mastermind of this organized gang was arrested hiding in Nansana, Wakiso District. He too confessed to be part of this organised armed gang.

iv. All the above suspects were members of this criminal gang which had been operating in areas of Greater Masaka, Wakiso and Kampala areas and had committed several robberies and murders including the murder at Kasijagirwa in 2017 Vide Masaka CRB 376/2017.

v. Cash amounting to UGX 50,000,000 was recovered along with other items they had bought using the robbed money such as motor vehicles, household assortments and building materials.

vi. The suspects were charged in the General Court Martial at Makindye and 03 of them pleaded guilty to the charges, were sentenced to forty years imprisonment. These are Jumba Derrick, Wakube Jimmy alias Imran and Bukenya Matia.

vi. **Bukomero CRB 209/2018, Aggravated Robbery and Murder of Yasin.**

On 12<sup>th</sup> December 2018 at around 0830hrs at Kikubo Trading Center within Bukomero Town Council in Kiboga District, one Mayanja Asuman 46yrs, an agent of BIDCO and R/O Kiboga Town Council was robbed of cash worth UGX 33,000,000 by four unidentified robbers. The four robbers armed with an AK47 and travelling on two motor cycles Reg. Nos. UES 715N and UEM 364G shot at the victim who was driving motor vehicle Toyota Premio Reg. No. UAT 217A. The victim traveled in



the morning from Kiboga to Bukomero and received BIDCO products and started distributing to various customers within Bukomero and Kikubo Trading Centre. By the time of the robbery, he had sold goods worth UGX 9,000,000. However, he had UGX 24,000,000 with him; total amount robbed was UGX 33,000,000. It is suspected that the robbers could have trailed the victim right from Bukomero Town Council where he started selling from. In the process, one suspect Lukwago Ivan was lynched by mob while one Yasin was shot at by Tamale Godfrey since Yasin had shot himself and was derailing their escape.

## Achievements

- i. On 24<sup>th</sup> December, 2018, one Tamale Godfrey was tracked and arrested from Kyanamukaaka in Masaka District where he was attending a birthday party. He confessed to have participated in the Bukomero robbery. On further interrogation, he revealed that the gun which was used in the robbery was in a ceiling of Blue Sky Lodge in Kiboga Town Council. He also confessed to have participated in the robbery at Moses K Hardware shop in Masaka District.
- ii. Tamale Godfrey also confessed to have shot and killed Yasin, a fellow gang member during the Bukomero robbery since Yasin had accidentally shot himself during the robbery.
- iii. On 25<sup>th</sup> December 2018, he led to the recovery of the said rifle serial number 56-36066880 with 06 rounds of ammunitions from the ceiling of Blue Sky Lodge in Kiboga District.
- iv. Ngoobi Hassan, a member of the gang was also arrested on 29<sup>th</sup> December, 2018 from Namutumba District where he was hiding.

## 6.5 Kanyesigye Julius alias Mwesigye Amon Rwizi/Kampala Criminal Syndicate

A group of organised syndicate terrorized the areas of Mbarara and Kampala Metropolitan committing Aggravated Robbery, House Breaking and Thefts. The group consisted of Kanyesigye Julius alias Mwesigye Amon, Musiguzi Francis, SSenabulya Huzaifah and others still at large. They engaged in the following incidents;





### **i. Old Kampala CRB 1133/2018, Aggravated Robbery**

On 19<sup>th</sup> October, 2018 between 0100hrs-0200hrs at Lungujja, Mbubi zone, Rubaga Division in Kampala District, the group attacked one Nangobi Betty and her customers in her bar at the above address and robbed 06 mobile phones, a TV set valued at UGX 4,000,000, cash worth UGX 4,000,000. The victim on seeing one of the attackers with a sharp object, raised an alarm prompting one of the thugs to cut her on the head. The group escaped unidentified.

### **ii. Old Kampala CRB 1237/2018, Attempted House Breaking**

On 19<sup>th</sup> October, 2018 at around 1030hrs, the same group attempted to break into the house of one Byengaje Margaret at Lungujja, Mbubi Zone, Rubaga Division in Kampala District. One Nangobi Betty the victim in the case vide Old Kampala CRB 1133 was on her way to the hospital, when she suddenly heard people alarming. Shortly after, a Toyota Corolla dark blue in colour passed her at a high speed and Boda boda cyclist in pursuit. The group drove until they were cornered at Musajja Alumbwa Road forcing them to surrender at Musajja Alumbwa Police Post. The motor vehicle had four occupants. Two suspects escaped immediately after parking at the Police Post, while two others namely Mwesigye Amon and Musinguzi Francis were arrested. The two suspects were later transferred to Old Kampala Police Station from where Nangobi identified one of the suspects who attacked her in the night. During the evening news bulletin on Television, Mwesigye Amon was identified by the Mbarara Police as a person wanted in Mbarara District for aggravated robbery, stealing motor vehicle and House Breaking. He (Mwesigye Amon) was picked from Old Kampala Police Station by Mbarara Police.

### **iii. Mbarara CRB 3165/2018: Shop Breaking and Theft**

In the night of 12<sup>th</sup> day of Sept 2018 at Makan Singh Street Mbarara Municipality in Mbarara District, Kanyesigye Julius alias Mwesigye Amon together with others broke into the shop of Allen Ninsima, wife to Asimwe Nicholas and stole one TV screen 42inch plus Rock Sport Vouchers all valued at UGX 6,020,000. Inquiries were instituted which led to the recovery of the said TV screen and suspects identified as Kanyesigye Julius, SSenabulya Huzaifah and others. During investigations, it was established that the Rock Sport Vouchers were taken by Kanyesigye Julius alias Mwesigye Amon to sell them in Kampala. The suspects were taken to Court and the accused are on trial in Mbarara Chief Magistrate Court.



#### **iv. Mbarara CRB 3122/2018: Aggravated Robbery**

On 11<sup>th</sup> October, 2018 at around 0300hrs the same criminal gang armed with pangas, iron bars, torches and metal cutters attacked the shop of Nimanya Robert at Kisenyi Cell, Mbarara Municipality. They threatened to harm the Security Guard one Mujurizi Angello if he risked making an alarm. They broke into and robbed one TV screen 42inch, lap top, bottles of wine and spirits all valued at UGX 5,860,000. Among the thugs, one was positively identified by the victim as Ssenabulya Huzaifah. He was later arrested, his home searched and breaking implements used in the crime were recovered, he was charged to Court with aggravated robbery. During interrogation, he revealed his accomplice as Kanyesigye Julius alias Mwesigye Amon. Kanyesigye was later taken to Mbarara after the Old Kampala incident and was charged to Court and committed to High Court for trial.

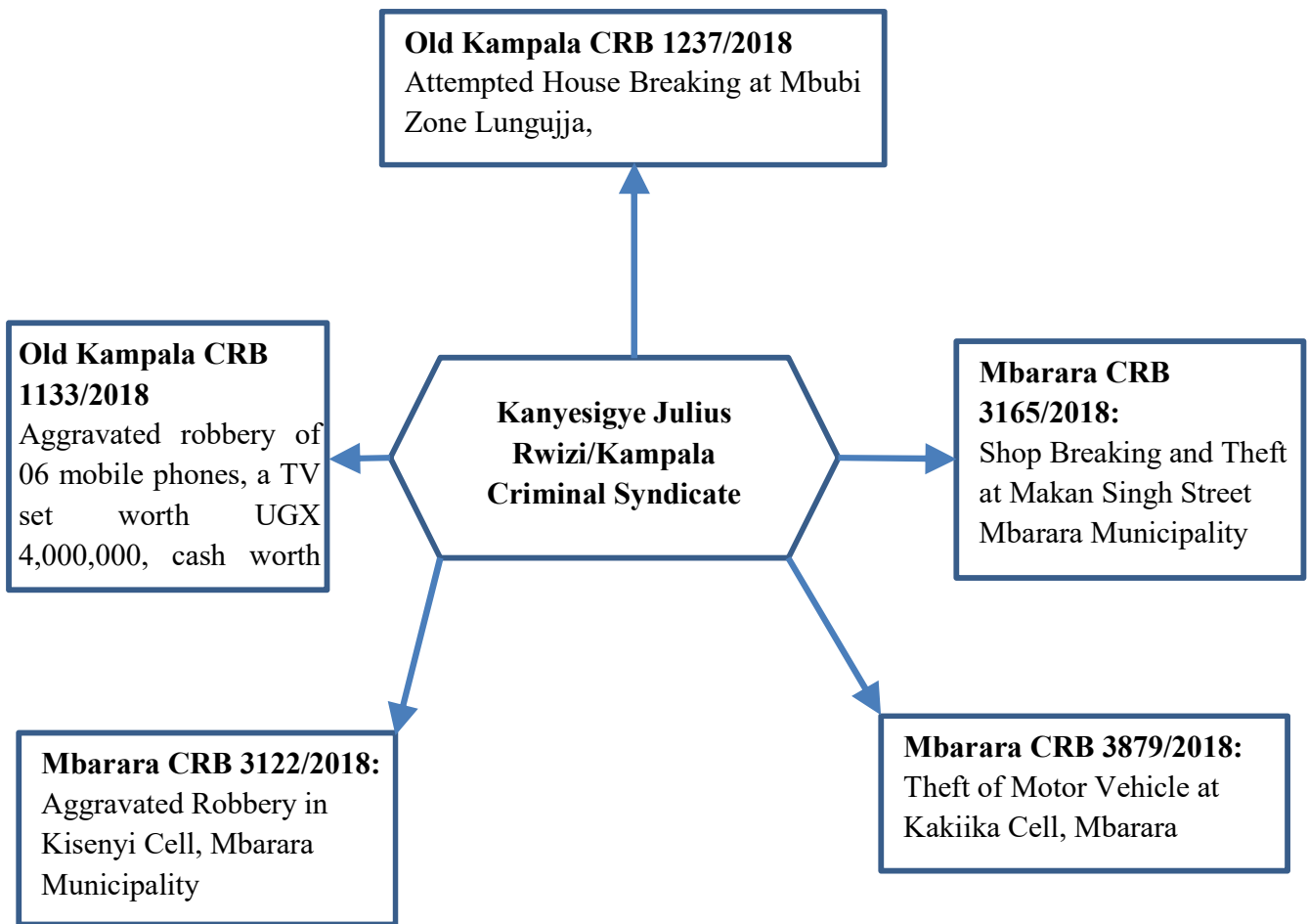
#### **v. Mbarara CRB 3879/2018: Theft of Motor Vehicle**

On 22<sup>nd</sup> January, 2018 at around 0000hrs at Kakiika Cell, Kamukuzi Division in Mbarara District, one Barigye Matiya parked his motor vehicle Reg. No UAL 179B Toyota Corona dark blue in colour in his Compound, in the morning he found the motor vehicle missing. The matter was reported at Mbarara Police Station and investigations instituted. During the Month of January 2019, the Vehicle was impounded by Police attached at Musajja Alumbwa Police Station under Old Kampala and the occupant apprehended was identified as Kanyesigye Julius.

During the course of the investigations, it was discovered that the Motor Vehicle which was in possession of Kanyesigye Julius and his group under Old kampala CRB 1133/2018 and CRB 1237/2018 when they were being pursued by the boda boda cyclists after attempted house breaking at Mbubi Zone was identified as the one stolen from Mbarara. The exhibit of motor vehicle was transferred to Mbarara. Kanyesigye Julius was charged to Court. The matter is on defense hearing and the suspect Kanyesigye Julius is still on remand.



The illustration of this criminal syndicate is shown below



### Achievements

- i. The ring leaders of this group were arrested and charged of Aggravated robbery, shop breaking and theft as well as theft of motor vehicle.
- ii. Motor vehicle Reg. No UAL 179B Toyota Corona dark blue in colour stolen from Mbarara was recovered in Kampala.
- iii. The criminal syndicate was dismantled.

### 6.6 Senge Wakiso - Kiboga Criminal Syndicate

This syndicate consisted of Ssentongo Kenneth alias Ken, Zziwa Henry alias Sanya, Byamukama Julius, Mwesigwa Musisi alias Afande Maazi, Kabanda Thomas alias Timothy, Kusemererwa Wilson, Muko Ian and Mweru Ian. The group normally armed with dangerous weapons like pick axe, pangas and breaking implements like big burglar cutter and sharpened wheel spanner. The syndicate committed the under listed cases:-



**i. Wakiso CRB 574/2018, Aggravated Robbery of Shamsa Zubair**

On 23<sup>rd</sup> October, 2018 at about 0150hrs at Senge Village in Wakiso District, a group of 08 suspected armed robbers broke into the residence of one Shamsa Zubair F/A 63yrs and robbed cash worth UGX 350,000, a hand bag, two golden earrings, a golden necklace, two mobile phones with line 0772-863169 and 0701-863168, all the property valued at UGX 17,000,000. The robbers also seriously assaulted Zubair Shamsa. Police responded, shot and injured one of the robbers prompting them to abandon some of the robbed items and they escaped.

**Achievements**

- i. Some of the robbed items of the victim included electric flat iron and a television set “42” black in colour (Hisense make) were abandoned in the victims compound and were recovered.
- ii. House breaking implements that were used by the said thugs included one pick axe, one big burglar cutter; two small torches, a jacket and a sharpened spanner were recovered and exhibited. On interrogation of Ssentongo Kenneth alias Ken and Zziwa Henry alias Sanya, they admitted having had the said breaking implements in their possession at the time of the commission of the offence.
- iii. The three other suspects namely Mwesigwa Musisi alias Afande Maazi, Zziwa Henry alias Sanya and Kabanda Thomas alias Timothy alias Black who were on the run were tracked and apprehended for questioning. One Zziwa Henry alias Sanya confessed to the allegation and corroborated with the two accused persons Kuseremererwa Wilson and Ssentongo Kenneth alias Ken who were first charged and remanded to Kigo Prisons.
- iv. On 23<sup>rd</sup> November 2018, the suspect’s identification parade was conducted successfully and attended by three different witnesses who positively identified the suspects as Kuseremererwa Wilson and Ssentongo Keneth.
- v. The 05 Accused persons appeared before Wakiso Magistrate Court and remanded to Kigo Prison

**ii. Kiboga CRB 533/2018, Aggravated Robbery**

On 15<sup>th</sup> December, 2018 at around 0156hrs at Buzibwera B Village, Kiboga Town Council in Kiboga Ditriect, about 09 thugs attacked the home of one Agaba Ambrose armed with pangas, knives, pick axe, metal cutters and other breaking implements.

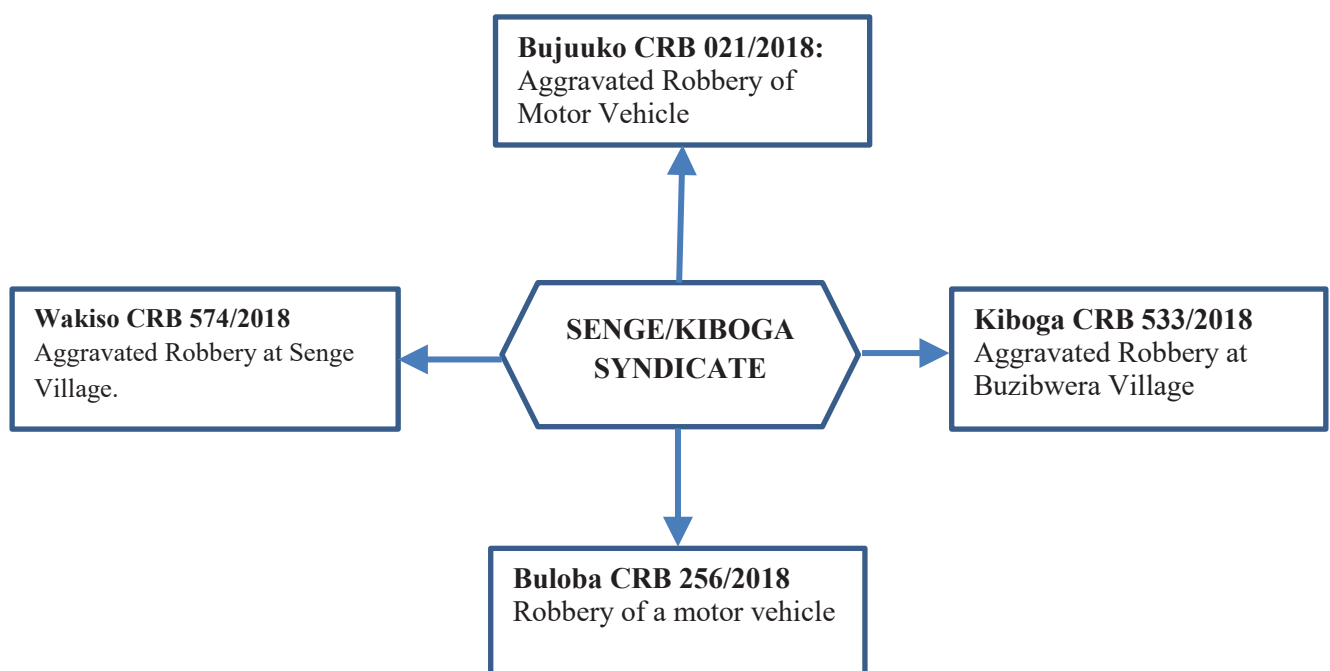


They tied Mrs Benna Agaba and other two family members with ropes and threatened to kill them. They robbed cash worth UGX 250,000, a flat screen Toshiba TV set, Twelve T-Shirts, one gas cylinder, motor vehicle Reg No UAX 418K Toyota Klugger, two Dell laptop computers, one microwave, one cannon camera, one DVD player, ladies pairs of shoes, men's pairs of shoes, academic documents and other household items all valued at UGX 70,000,000.

## Achievements

- i. Police followed the thugs and some exhibits recovered namely motor vehicle Reg No UAX 418K Toyota Klugger, one microwave, one cannon camera, one DVD player, one Techno phone, one flat iron, one gas cylinder, a flat screen Toshiba TV set, kitchen utensils and an assortment of clothes
- ii. Five suspects namely Mulimira Falshani, Kakooza Sharifu, Kakumba Wilber, Mukwaya Robert and Sanda Richard were arrested from Nansana in Wakiso, Ssekanonyi and Mpirigwa villages in Mityana District and Bukomero Town Council in Kiboga District. These were charged and remanded at Kiboga Prison.
- iii. Four other suspects namely; Kabanda Tomasi, Musasizi Joram, Mwesigwa Kerementi alias Musisi and another were arrested from Kampala area. These suspects had other cases of aggravated robbery committed from Wakiso where they were charged and remanded to Kigo Prison.

The illustration of this criminal syndicate is shown below







### iii. **Buloba CRB 256/2018, Aggravated Robbery**

On 28<sup>th</sup> September, 2018 at about 0400hrs at Nakabugo village in Wakiso District, a group of armed robbers broke into the home of one Ariho Leah. They were armed with burglar cutter, pangas, pick axe, iron bar and harmer. They assaulted the victim and ordered her to hand over the key to motor vehicle Reg. No. UAQ 513K, Toyota Gaia. They also robbed 02 television sets, 02 mobile phones, LG fridge, flat iron and cash worth UGX 120,000.

#### **Achievements**

- i. The suspects were arrested in another robbery incident in Kiboga and confessed to have participated in Buloba robbery.
- ii. The motor vehicle Reg No. UAQ 513K was recovered in Kiboga

### iv. **Bujuuko CRB 021/2018, Aggravated Robbery**

During the night of 23<sup>rd</sup> January, 2018 at about 0320hrs at Kisamula village in Mpigi District, a group of robbers broke into the house of one Mugenyi Leviticus using a pick axe and a panga. The thugs robbed the victim's motor vehicle Reg. No UBA 413I, flat screen television set, two wrist watches, solar system and cash worth UGX 475,000.

#### **Achievements**

- i. Five suspects were arrested, charged to Wakiso Court and remanded at Kigo Prisons.
- ii. The motor vehicle Reg No UBA 413I was recovered form Nansana on 26<sup>th</sup> January, 2019.

## **6.7 ASP Kirumira Muhammad Murder Syndicate**

### **i. Bulenga CRB 127/2018, Murder of ASP Kirumira and Naalinya Resty**

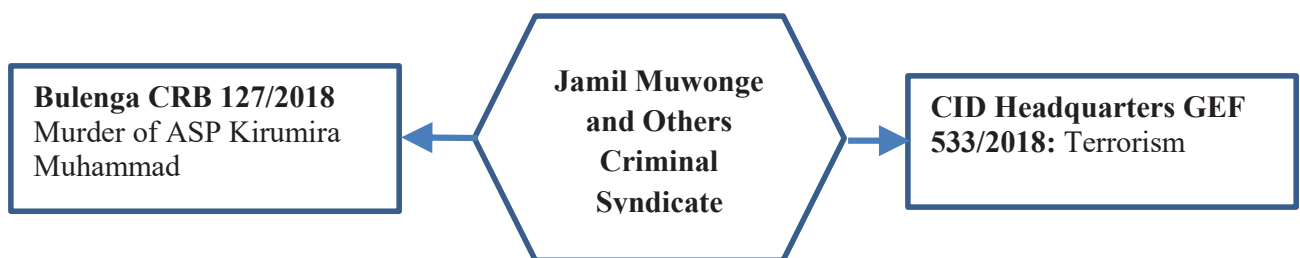
On 08<sup>th</sup> September, 2018 at about 2030hrs at Bulenga A Zone, Wakiso District, ASP Kirumira Muhammad and one Naalinya Resty were shot dead by four unidentified men armed with two AK 47 rifles and riding on two numberless motorcycles. The deceased were shot dead in motor vehicle Reg. No UAJ 228V Toyota Coroner, black in colour. The motive for the killing is still unknown. The case was registered Vide Bulenga CRB 127/2018.

02 suspects were arrested, of whom 01 was charged to court and remanded.

## ii. CID Headquarters E352/2018, Terrorism

On 2<sup>nd</sup> July, 2018 Security operatives intercepted a Kasese bound bus belonging to Link Bus Company in Kyengera, Wakiso District and arrested a one Jamil Muwonge, searched the bus and recovered an assortment of exhibits commonly used for making Improvised Explosive Devices (IEDs), food supplies and gumboots destined for ADF in Democratic Republic of Congo. Jamil Muwonge confessed to belong to the ADF and led Police to other associates operating in and around Kampala. On 06<sup>th</sup> November, 2018, 13 suspects were charged to court. Some of the suspects in this case are being investigated in line with the murder of ASP Kirumira Muhammad.

The illustration of this criminal syndicate is shown below



## Fake Gold Syndicate

### 6.8 Kabalagala, Buziga, Nkongge, Bunga and Bugolobi Gold Syndicate.

An operation against fake gold dealers syndicate was mounted arising out of public outcry from unsuspecting investors and other prominent business people who had been defrauded of millions of dollars under the guise of selling them genuine gold.

The prominent fraudsters in this respect are some foreigners especially Congolese, Nigerians and Kenyans. They mainly operate in the areas of Kabalagala, Buziga, Nkongge, Bunga and Bugolobi. These foreigners partner with some Ugandans to form up a criminal syndicate.

The following suspects were arrested in dubious gold deals and subsequently deported to their countries of origin and declared persona non grata;

- a. Chsherbakov Anton, a Kazakhstan national, a holder of Kazakhstan passport no. N10404649.



- b. Kelvis Nkoy Esoa - Congolese and holder of two Congolese passports nos. OP0133516 and OB0843923.
- c. Imiakani Bokwete - Congolese national and holder of passport no. N0391/18.
- d. Thiery Barak Mugisha, a Congolese

## 6.9 Twaha Kiganda Sonko Criminal Syndicate

### CPS Kampala CRB 1578/2017, Obtaining Money by False Pretense.

The following are on remand in Luzira Prison on a case of obtaining US dollars 108,500 alleged to supply genuine gold whereas not.

- a. Twaha Kiganda Sonko – Ugandan
- b. Kimbere Bulgho Jimmy – Congolese
- c. Lomango Yemba Jean - Congolese
- d. Matovu Farouk Kadebedde – Ugandan

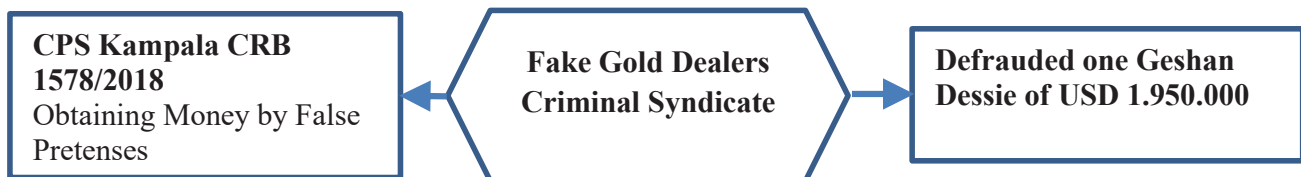
## 6.10 Thiery Barak Mugisha, Criminal Syndicate

One **Gashan Dessie**, an Ethiopian national was defrauded of US dollars 1.950.000 on the pretext that they would supply him with gold. Gashan Dessie was defrauded by:

- a. Thiery Barak Mugisha, a Congolese
- b. Malong Lawrence Lual – South Sudanese national
- c. Lota Michael –Congolese
- d. Gavana Thaddeus Zikusooka - a Ugandan

The suspects were arrested, charged to Court and remanded to Luzira Prisons

The illustration of this criminal syndicate is shown below





## 6.11 Birungi Stella Dindi and others fake gold syndicate

This group consist of Birungi Stella Dindi, Kironde David alias Sam Simbwa Daudi, Kamugisha Richard, Kibirige Wasser Kilimani, Kabonge Yazid and Budgi Ruharara.

### a. CID Headquarters E 012/2018, Gold Fraud

On 26<sup>th</sup> November, 2017 at Grand Imperial Hotel in Kampala, one Soubhi Mohammad Assi, a Canadian citizen and businessman was defrauded of USD 189,000 by Birungi Stella Dindi and her group mentioned above in a pretext of selling him 07kgs of pure gold whereas not. The victim was taken to Makerere University Chemistry Laboratory for sham gold test. After the fraudulent Assay gold test, they handed over a metallic containing 7kgs of gold with a key to the padlock. When the victim opened the box later, the colour of the 12 tablets had started changing and the victim suspected they were fake. A quick test was conducted by the victim using another laboratory and the tablets were found to be fake. On contacting Stella and the group, all their known phones were off and disappeared. The victim was assisted to report the case. He later went back to Canada.

The suspects were not arrested but Police remained on the lookout.

### b. CID Headquarters E 014/2018, Attempt to defraud USD 456,000 to the prejudice of Akil Nasri and Personation

On 10<sup>th</sup> January, 2018, Birungi Stella Dindi and her criminal syndicate attempted to defraud Akil Nasri, a Canadian national and businessman of USD 456,000. The victim was taken to Makerere University Laboratory for a sham test. The criminals had 14kgs of 13 tablets in the laboratory for a test and the suspects had white aprons pretending to be employees of Makerere University Laboratory. They were arrested and positively identified to have defrauded Soubhi Muhammad Assi, also a Canadian businessman in 2017 using the same method of operation.

They were charged in LDC and City Hall courts with offences of conspiracy to commit a felony, obtaining money by false pretenses, forgery, personation, uttering false documents, criminal trespass and attempt to defraud.

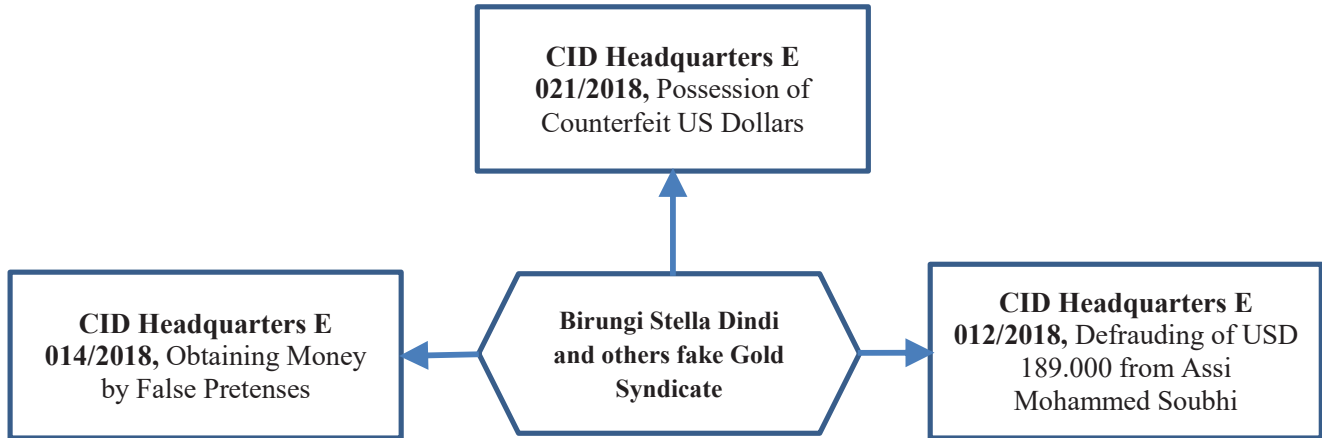
### c. CID Headquarters E 021/2018, Being in Possession of 2,450 Counterfeit US Dollars

Two members of the same criminal syndicate, Birungi Stella Dindi and Kibirige Nasser Kilimana were found in possession of fake USD 2,450 during a search at their residence



during investigations of the two cases mentioned above. They were arraigned in Nakawa Court and the case on hearing.

The illustration of this criminal syndicate is shown below



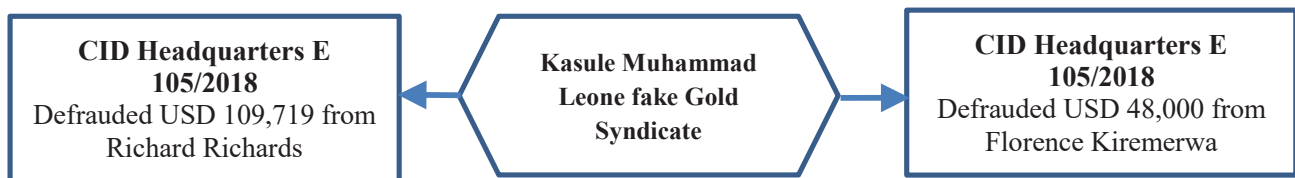
### 6.12 Kasule Muhammad Leon Syndicate

#### CID Headquarters E 105/2018, Obtaining Money by False Pretense

One Kasule Muhammad alias Leon Big Boy defrauded USD 109,719 from Richard Richards, a Canadian national in the pretext that he was going to sell 25kgs of gold. He did not supply the said gold and he switched off his known telephone contacts and disappeared. The victim then reported the case to the Police. He had got an advanced of USD 48,000 from one Florence Kiremerwa, a presidential advisor on diaspora affairs.

He was charged of three counts in Buganda Road Court. After the trial, he was convicted in 2018 and sentenced to two years imprisonment and ordered to pay the money back to the victims.

The illustration of this criminal syndicate is shown below



### Crimes against Foreign and local Investments

#### 6.13 Attacks on Investors by Groups of Organised Criminal Syndicates

In 2018, a total of **52** cases were reported where foreign and local investors/factories were attacked by a group of organised syndicate criminals. They would move in groups armed with dangerous weapons. The offences reported were aggravated robbery, murder, simple





robbery, house breaking and theft. Out of these, **17** cases were still under inquiry by the end of the year, **03** cases had suspects committed to High Court, **15** cases were still pending in court, **05** cases secured convictions.

Most of these cases were registered in KMP East with **32** cases, followed by KMP North with **09** cases, KMP South with **04** cases, Savannah with **03** cases, Katonga with **02** cases while Busoga North and Bukedi Regions registered **01** case each.

Through joint efforts of the Police and CMI, the criminal syndicate was dismantled by the end of the year and there are no more attacks.

### **Some of the incidents of crime against foreign investments**

#### **i. Ziobwe CRB 181/2018, Aggravated Robbery**

On 09<sup>th</sup> November, 2018 at around 0145hrs at Bangcheng Investments Ltd, a stone quarry in Ziobwe, about 20 persons armed with machetes stormed the quarry and disarmed No.41327 P.C. Ocan George and No.47942 P.C Ogwal Raymond and robbed UGX 30,000,000, 03 Laptops and 08 phones belonging to the Chinese. Two full magazines recovered at the scene and the two rifles robbed were found abandoned at Bamunanika in Luweero.

Investigations led to the arrest of nine suspects who were charged to court and remanded.

#### **ii. Mukono CRB 1333/2018; Aggravated Robbery at Chen HE Industry-Recycle Batteries**

On the 6<sup>th</sup> day of October 2018 at around 0330/c a group of un identified people (about 12) armed with pangas, iron bars and one gun attacked CHEN HE Industry and PLOY WOODLONG SHE industry found in the same premises at Kayanja village Nagojje sub county in Mukono District and robbed 13 smart phones, UGX 100,000,000, 16000 USD, motor vehicle registration number UBA629T Alphard valued at UGX 30,000,000 from the said industry which was later recovered.

The thugs first grabbed a security guard who was at the main gate and disarmed him then proceeded with him to the second guard inside who was also disarmed before they robbed the above items.

The two guns belonging to the security guards were abandoned within the scene and recovered by security guards themselves.

The said motor vehicle, a television set and one smart phones were abandoned at Mukono



opposite HIVE Bar from where they were recovered. The CCTV Camera was destroyed by the robbers and the hard disk taken.

**iii. Naggalama CRB 433/2018, Aggravated Robbery at Crane Roofing ‘U’ Ltd**

On the 29<sup>th</sup> day of October 2018, one **G.K Pandiyan**, male adult 36yrs, an Indian National in charge Copper Planting at Crane Roofing ‘U’ Ltd and resident of Kabembe Village Kyampisi Sub County in the Mukono District reported a matter of Aggravated Robbery that happened on him and others at the Crane Roofing ‘U’ Limited Factory on the 29/10/2018 at 0300hrs by unknown thugs. The robbers about ten (10) in number armed with pangas and knives, robbed the following items;- five phones, three watches, CCTV Camera System, UGX 6,500,000 and company properties which include 200 cable single 2.5mm, 150 bags of PVS, 200 pieces of carst iron design, 50 pieces of manhole covers and 500 pieces of CT spear all valued at approximately 220 million Uganda shillings(two hundred twenty million shillings)

Two security guards attached to Tight Security Group namely Okiror Gilbert and Asindu Jimmy and two Indians were assaulted and rushed to St. Francis Hospital - Nagalama for treatment. Two guns marked MK1 12 & MK1 250 respectively and three (03) live ammunitions were recovered through the help of Canine services.

Eight (08) suspects arrested and are listed here under;

- |                              |                        |
|------------------------------|------------------------|
| i. Mubajje Joel alias Rasta, | ii. Mukisa Samuel      |
| iii. Bwire Kenneth           | iv. Kiggundu George    |
| v. Wandera Isaac             | vi. Kato Dan           |
| vii. Wejuli Benard           | viii. Baliraine Robert |

All the suspects are employees of the company. Out of the eight suspects, the victim one Asindu Jimmy managed to identify three on identification parade conducted. These were Mubajje Joel alias Rasta, Wandera Isaac and Wejuli Benard.

Four suspects namely Asindu Jimmy, Mubajje Joel alias Rasta, Wandera Isaac and Wejuli Benard were charged to court and remanded to Luzira Prison..

**iv. Naggalama CRB: 438/2018, Aggravated Robbery at Hongran Stone Quarry Company ‘U’ Ltd**

On 01<sup>st</sup> November, 2018 at about 0100hrs, unknown thugs about 20 in number armed with pangas, knives, ropes, breaking implements and face masks broke into the offices and



residences of Hongran Stone Quarry Company ‘U’ Ltd and robbed the following:- cash approximately UGX 142,500,000, one HP laptop and six smart phones. The CCTV system was vandalized and motor vehicle Reg. No UAR 947X belonging to the company taken but later recovered abandoned at Kibumbe stage on Gayaza – Kalagi Road (approximately 2km away from the scene).

One Yusuf Hassan, a guard was severely injured and issued with PF3 and rushed to St. Francis Hospital – Nagalama. Some exhibits were recovered which include; computer monitor, broken TV screen, panga, ropes and the motor vehicle.

The following were arrested; Kintu Abel Kitezala, the company translator, supervisor and a signatory to the account, Mugerwa Quraish, Kasujja Brian, Kasarirwe Mustafa and Bwambale Joseph alias Diego.

It was discovered that the company keeps large sums of money at the company since customers pay directly at the factory.

The five suspects were committed to High Court for trial.

## 6.14 Mwanje Brian Criminal Syndicate

### CID Headquarters GEF 1199/2018, Threatening Violence

Between the months of May 2018 and October 2018, a group known as “**THE PEOPLES AGENCY**” sent threatening anonymous letters and whatsapp messages to prominent businessmen/women in and around Kampala City. These included Hamis Kiggundu -Owner of Ham Towers, Idro Taban -the Managing Director KK Transporters, Yasser Ahman -Chairman Riham Group of Companies, Eco Buses, Oilcom Nakulabye, SEROMA and Link Buses among others. In the letters and whatsapp messages, they demanded for money in dollars between USD 10,000 to USD 45,000 to be sent through the provided BitCoin account wallets and threatening to harm those who refuse to comply. The letters with the slogan “*the corrupt fear us, the honest support us, the heroic join us*” were circulated at the beginning of October 2018 to various people using Boda Boda Cyclists and couriers.

six suspects namely; Kakande Douglas, Patrick Musinguzi, Kenneth Sebagala, Herbert Muwonge, Mubiru Abdbaker and John Bosco Junju were arrested. Eight Mobile Phones and three motor cycles were recovered.



## 6.15 Kampala/Masaka/Western Uganda Syndicate

Throughout 2017 to 2018, there were six armed robberies by thugs dressed in military uniforms armed with pistols and SMG rifles who would stage Road blocks and rob at gun point in the above areas.

A joint operation composed of Police and CMI squads managed to arrest nine (09) thugs. The criminal syndicate committed the following crimes;

### **i. Kyenjojo CRB 1101/ 2018: Aggravated Robbery**

On 23<sup>rd</sup> September, 2018 at around 0020hrs, a group of armed thugs dressed in UPDF uniform robbed passengers in motor vehicles Registration numbers UBC 673A, UAZ 416S, UBA 393D, UBD 729C. They robbed cash, mobile phones and SMG NO UG POL 1984-AL439717412 from a police officer, one SPC Twesigomwe John.

### **ii. Masaka CRB 873/2018: Aggravated Robbery**

On 30<sup>th</sup> September, 2018 at around 0010hrs at Kagenzi Trading Centre along Masaka-Kyotera Road, armed thugs numbering about 08 dressed in UPDF uniform robbed one Tamale Godfrey who was driving motor vehicle UAS 102A Costa Rosa while transporting passengers from Kampala to Masaka-Kyotera and Babu Tausi a driver of vehicle UBB 053Y. They robbed cash, mobile phones and documents

### **iii. Nansana CRB 745/ 2018: Aggravated Robbery**

On 07<sup>th</sup> August, 2018 at around 0900hrs at Nansana in Wakiso District, 02 armed thugs robbed UGX 4,000,000 from one Mubangi Godfrey. The money belonged to a company called Chin enterprises. Suspects were travelling in motor vehicle No UAR 543X Mark II black in color.

### **Masaka CRB 817/ 2018: Aggravated Robbery**

On 11<sup>th</sup> September, 2018 at around 1747hrs at Kirimya junction along Masaka-Kyotera Road, 02 men armed with AK47, Robbed UGX 52,000,000 from Nabayinda Hadijja who was traveling in Fuso Reg No UAV826Y coming from Mbarara to Mutukula Town . Suspects were traveling in motor vehicle Reg No UAV 831J Mark II black in color whose original number plate is UAR 543X which was also recovered.



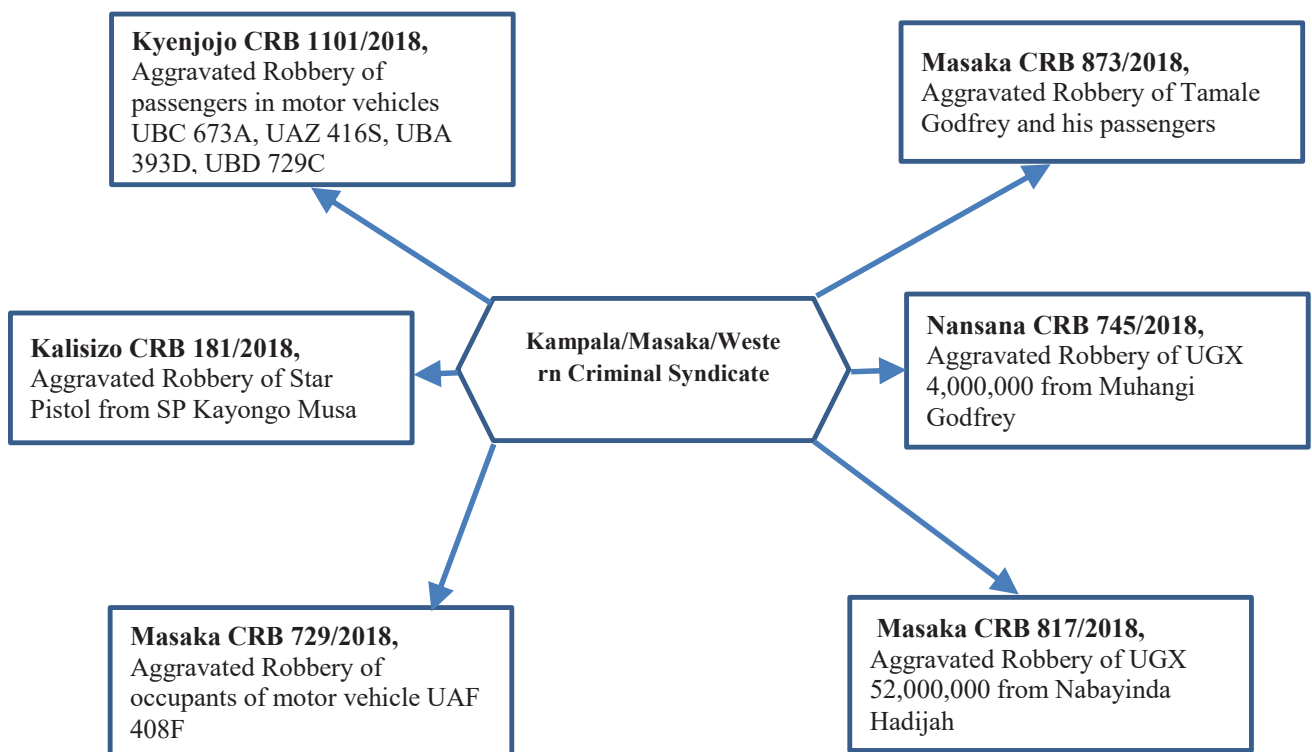
**iv. Masaka CRB 729/2018: Aggravated Robbery**

On 29<sup>th</sup> July, 2018 at around 2230Hrs at Kamungolo village along Kyabakuza Matete Road seven thugs armed with AK 47 and pistols dressed in UPDF Uniforms robbed occupants travelling in Vehicle Reg. No UAF 408R off their properties which included phones and cash.

**v. Kalisizo CRB 181/2018: Aggravated Robbery**

On 05<sup>th</sup> July, 2018 at around 2230Hrs at Ninzi village along Masaka – Kyotera high way, armed men dressed in UPDF uniforms robbed SP Kayongo Musa of his pistol Star black in colour No UG POL 00747021806 with 15 RDS of ammos, two mobile phones and UGX 350,000.

The illustration of this criminal syndicate is shown below



**Achievements**

- i. Two pistols; UG POL 15-CN 02321334005 and UG POL 00747021806 plus two SMGs UG POL 1984-AL439717412 and Number 197755305.
- ii. The following suspects were charged in General Court Martial and remanded to Luzira Prison. These are Kakooza Umaru, Kasinga Musa, Kajubi Yasin, Kyambadde Yasin alias Dog, Lubega Uthuman, Kayinga David alias Councilor and Kasekende





Michael alias Mark.

- iii. Five pairs of army uniforms were recovered from this group.

### 6.16 Mawa Muzamiru Criminal Syndicate

#### Kajjansi CRB 009/2018; Aggravated robbery and Murder of Ekulungar Francis

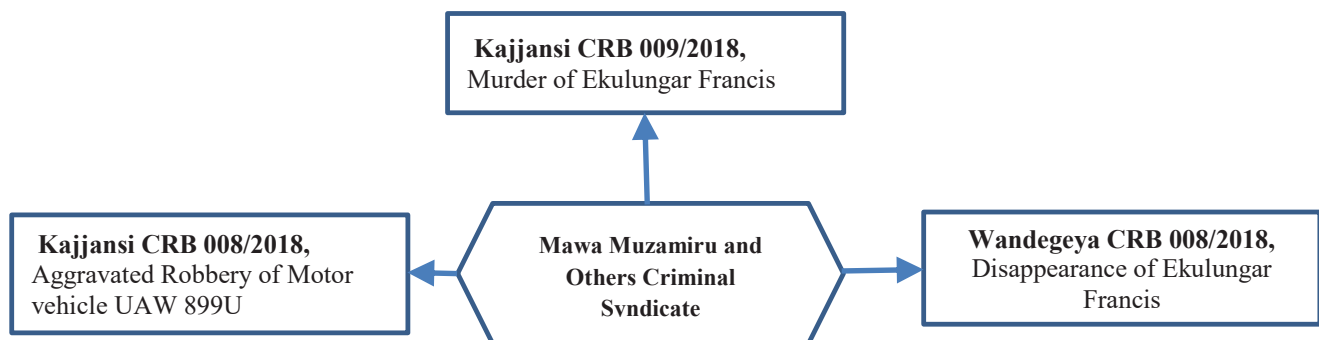
On 2<sup>nd</sup> January, 2018 at about 1147hrs, one Ekulungar Francis, Chief Accountant with Case Medical Centre left his office in motor vehicle Reg No. UAW 899U, a Toyota Premio to bank UGX 8,305,500 and USD 9.000. He did not come back to office and his relatives reported a case of disappearance at Wandegeya Police Station vide CRB 008/2018.

On 3<sup>rd</sup> January, 2018 at around 0839hrs at Lumuli village, Kajjansi Town Council in Wakiso District, a burnt body of unidentified person was discovered in Lumuli village along the road. The body was burnt beyond recognition. The body was conveyed to City Mortuary Mulago and the information reached the relatives of Ekulungar who reported to Kajjansi Police Division. Arrangements were made and samples were extracted from the victim’s children for DNA analysis. A DNA test revealed the body was that of Ekulungar Francis who had been reported missing. The case was investigated under Kajjansi CRB 009/2018 of the recovered body.

#### Breakthrough

After the DNA analysis showed that the body was for Ekulungar Francis, the investigations focused on the time when the victim left Case Medical Centre to go and bank money. Evidence unfolded leading to the arrest of a number of suspects namely Mawa Muzamiru alias Mulangira, driver of the CEO of Cases Medical Centre, Nalunga Resty Gorret, Kiwalabye Huzairu, chairman boda boda 2010 Busega and Yiga Deogratius, chairman boda boda 2010 Nateete while others have been positively identified but are still at large.

The illustration of this criminal syndicate is shown below





## Achievements

- i. The robbed car of the deceased was recovered from the home of one Kikandi Muhindo alias Kim Pascal.
- ii. All suspects involved were positively identified and arrested.

## Kampala Fraudsters

This group meets their potential victims on social media, lure them to Uganda and defraud them of huge sums of money.

### 6.17 Hassan Kakande alias Wattu Criminal Syndicate

#### CID Headquarters GEF 1268/2018, Obtaining Money by False Pretenses

Queen Mother Lombeko Sigcau and her daughter Princess Wezizwe Sigcau of Amanpondo Kingdom in South Africa were conned of USD 15,000 at Maya Nature Resort in Mpigi District. The suspects lured the duo for South Africa to Kampala allegedly to help them solve the problems affecting Amanpondo Kingdom through ritual offerings. Princess Wezizwe met one Hassan Bulwadda, the main suspect on Facebook and they began chatting. Other suspects included; Hassan Kakande alias Wattu and Hajji Haruna Mwanje. The case is awaiting trial in Chief Magistrate's Court at Mpigi.

On the 19th October, 2018, Princess Wezizwe Sigcau and Chief Ayanda Faku left South Africa and were picked from Entebbe International Airport by one Hassan Bulwadda, Haruna Mwanje and one only identified as Fahagi they were booked in a Maya Nature Resort hotel in the city. After a week, Queen Mother Lombekiso Sigcau and her sister Bonisile Dlamini joined the first two, and were received through VIP lounge at Entebbe International Airport and driven to the same hotel. The criminal syndicate started taking them out of the hotel to the City Centre where they took possession of the victim's credit card and overdrew it. Later on the hotel bills accumulated to about UGX 14,000,000 and the suspects later on switched off their phones and disappeared. Through the CCTV footage from Entebbe International Airport, the detectives were able to identify the motor vehicle registration number used. The suspects obtained a patrol car to escort the convoy to make the victims believe they were royals. The victims were later tracked and Hassan Kakande alias Wattu was arrested while trying to flee the country.



## 6.18 Sunday Kizito Criminal Syndicate

### CID Headquarters GEF 1112/2018, Trafficking in Persons with intent to defraud

On 7th October 2018, Sirous Vahebifar and Keivan Nosrtkhah Iranian Nationals and Directors of **Saba Palaye** a company that makes Hospital Equipment in Iran, were victims of a Criminal syndicate of Kampala Fraudsters.

The victims were contacted on email by a Ugandan who used the names of Kaijuka Allan purporting to be a Ministry of Health official in Ugandan Government.

Kayijuka who purported to be a Procurement officer of the Ministry of Health lured the victim to come and sign a huge business contract for the supply of **100 Mobile Clinics**. The Victims were further convinced to come to Uganda to sign the contract documents before the supply, and on 7<sup>th</sup> October 2018 at 2.00 am the duo arrived at Entebbe International Airport through the VIP Lounge, where they were picked by Kayijuka and brought to one of the five star Hotels within the city centre.

On 8<sup>th</sup> October the victims were picked from the Hotel and driven to Muyenga to a residence which had been designed to look as official Ministry offices. While in that office the victims met a group of four men purporting to be Ministry officials who demanded from them **USD 40,000** as a commission.

The victims then offered **USD 10,000** which the fraudsters received but insisted on **USD 40,000** before the contract is signed.

Realizing that this is fraud, the victims traced the Ministry of Health head offices for a fact finding, where they were informed that the Ministry did not have any procurement project for the supply of Mobile Clinics, they didn't have any employees in those names and offices in Muyenga.

The victims were then referred to Criminal Investigations Directorate Headquarters by the Undersecretary Ministry of Health where the matter was reported.

With the help of the CCTV Cameras at Entebbe International Airport and from the Hotel where the victims were accommodated, the investigators were able to trace and identify the Motor vehicle and the driver that picked the victims from the Airport and later on from the Hotel.

Investigators also using Global Positioning System (**GPS**) data that was provided by the victims properly located the place where fraudsters had taken them (victims) in Muyenga



---

and arrested three suspects and recovered some electronic gadgets which were later imaged and some found to be having email communication with the victims.

Charges of Trafficking in persons, Obtaining Money by false pretences and Conspiracy to commit a felony were preferred against **Sunday Kizito Alias Kayijuka Allan**, and charged before Chief Magistrate at Makindye Court and got a bail. Other suspects were also positively identified but to date they are still in hiding, but are being vigorously pursued.

# CHAPTER SEVEN

## CHALLENGES, STRATEGIES, RECOMMENDATIONS AND CONCLUSION







## 7.1 Challenges

The Inspector General of Police in various addresses during the year 2018 highlighted the under listed as some of the key challenges UPF is facing. These are:

- i. Manpower and logistical constraints and insufficient budget.
- ii. Uganda Police is overwhelmed with victims of crime reporting civil cases to the Police. This is because;
  - a. Some victims do not have money to hire lawyers.
  - b. Civil cases take too long and victims of crime want to see action taken against the perpetrators and when they are referred to civil courts, they raise complaints against the Police.
  - c. Some of the civil cases cannot be ignored where victims are in hundreds like mass land evictions and pyramid schemes
- iii. Capacity gaps in terms of professionalism in training, skills development, mind-set, attitudinal change, maintenance of the available equipment, use of robust scientific methods of intelligence gathering and crime investigation.
- iv. Staff welfare like housing, remuneration, medical and other basic needs.
- v. In- country and Trans- national Crimes such as Terrorism and Violent crimes, Cyber- crime, Trafficking in drugs and persons, Human sacrifice, Trading in wild life and their products, Environmental related crimes, Proliferation of small arms and light weapons.
- vi. Slow/poor response to emergencies or occurrences; Police Officers taking long time to respond to scenes of crimes and reported cases
- vii. Financial constraints.
- viii. Corruption and violation of Human Rights: Over the years- Corrupt practices of selling police services like Police bond, Police Forms, K9, criminalization of civil matters, extortions on roads by traffic officers etc.

### **Criminal Investigations**

- i. Work overload:

The current strength of CID personnel is only 5,292 instead of the approved 19,843 leading to work overload. The UN standard is 1:12 cases per detective per year. The



current workload stands at 45 case files per detective. In areas with high crime rate like Kampala Metropolitan Policing areas, detectives have between 50 – 70 case files per year.

ii. Inadequate/lack of resources

(a) Inadequate number of motor vehicles to carry out CID work at all levels namely Departments, Regions, District/Divisions, Stations and Posts.

(b) Little/or, no financial resources to carry out CID work at all levels. Sometimes the complainants/victims offer to fund their cases leading to lots of complaints against the CID, in particular and Uganda Police in general.

(c) Equipment/Tools:

There is lack of vital equipment to facilitate investigations like recorders, spy cameras, telephone tracking equipment which should be able to direct/point/locate suspects/victims being traced.

(d) Office equipment:

Most CID offices lack office equipment namely Filing cabinet, Computers, and Photocopiers among others

(e) Office space:

There is lack of office space where in some stations detectives sit in turns. Office space is also required for confidentiality during interview and statement recording of suspects/victims and witnesses. There is lack of interview/interrogation rooms.

iii. Expert Reports

(a) The office of Auditor General at times takes too long to produce audit reports requested for by CID for investigations and some Internal Auditors conduct very shallow audits.

(b) Audit of Private companies:

There are no funds/companies to carry out audit of account of private companies under investigations and or when employees of those companies are accused of crimes.

(c) Hand Writing Reports:



The experts take too long to release the reports due to inadequate number of hand writing experts, Uganda has only four Hand Writing Experts. All Ministries, Departments and Agencies which carry out investigations and prosecution like the IGG, URA, NDA and UCC among others use the few personnel at the Directorate Police Forensic Services and GAL. This state of affairs has created backlog at every level of Criminal Justice System.

(d) Ballistic Reports:

These take too long due to inadequate number of ballistic experts and lack of up to date equipment to facilitate faster working requirements.

(e) Pathologist:

The Police currently has only 08 pathologists who do not cover the entire 27 Policing Regions throughout the country.

(f) Cyber Forensic Experts

Cyber crime is on the increase and Police Forensic Laboratory is overwhelmed with request for forensic analysis from Criminal investigations and other MDAs

iv. Funds for witnesses for Lower Courts:

No facilitation provided for summoning witnesses in lower Courts and yet these are the majority of cases in the Criminal Justice System.

v. Sign Language Experts:

CID is always stuck with the dumb/blind suspects/witnesses/victims. Even if you seek the services of a sign language specialist, you find that a witness/complainant/suspect doesn't know sign language. The sign language spoken by them is not the sign language taught in schools. It is only known by the relatives or people who live with them. This presents a challenge during interrogation and even trial.

vi. Lack of Legislation

(a) There are no laws in areas like witness protection, asset recovery and counterfeit.

(b) 48 Hour Constitutional Provision:

Due to numerous capacity and resource challenges highlighted above and others, coupled with the fact that there are numerous players who contribute to the



processing of a given case, the UPF is still facing challenges in complying with the 48 hour rule provision.

vii. Exhibit stores:

- a. Some Stations don't have exhibit stores forcing detectives to keep exhibits in their offices and other offices within the Station.
- b. Lack of large exhibit warehouses/yards to keep bulk exhibits like motor vehicles, impounded timber, counterfeit products etc. thereby exposing exhibits to harsh weather conditions and subsequent deterioration which impacts on the trial process and eventual outcome.

viii. Limited/Lack of adequate skills to investigate emerging crimes like Cyber-Crime, Human Trafficking, Terrorism, Kidnaps, etc

ix. Variation/lack of legislation in other countries:

Some countries within the region or neighboring Uganda do not have enabling laws in specific crime areas. The perpetrators of such crimes flourish and continue committing the crime and destabilizing the whole region.

x. Lack of Extradition Treaty with other countries:-

Uganda has not signed extradition treaty with many countries. This has led to over detention of suspects arrested in Uganda and delay in extradition of suspect arrested from other countries required by Uganda Authorities.

xi. Language barrier:

This is a big challenge. The Police has always got stuck with mainly suspected drug traffickers at Entebbe International Airport who don't speak any of the international languages.

xii. Insecurity in neighbouring countries:

The civil wars in neighboring countries like South Sudan, Democratic Republic of Congo, Burundi has led to;

- a. Proliferation of small arms and light weapons.
- b. Influx of refugees and yet some of whom are criminals.



xiii. Mutual Legal Assistance and Letter of Rogatory:

Some countries take too long to respond to Mutual Legal Assistance request thereby affecting investigations

xiv. Case backlog:

The Police is stuck with huge case backlog due to the many challenges in investigations.

xv. Mob Action:

Cases of mob action were 636 in the year 2018. The Police advise the community to desist from taking the law into their hands.

### **External Stakeholders**

xvi. Courts:

(a) No Magistrates in some Districts:

The Judiciary and other JLOS actors have not moved at the same pace of decentralisation as the Police who are at sub county level. Some Districts do not have Magistrates and some only have visiting Magistrates who come once a week. This state of affairs has led to suspects with sanctioned charges being released and creating a lot of complaint on Police. Sometimes they are detained further to wait for the following week when the Magistrate is present.

(b) Adjournments:

Witnesses get frustrated because of the many adjournments, lose interest in a case, fail to attend court and the cases are dismissed or the accused persons get acquitted.

(c) Giving wrong dates

There have been instances where witnesses are not given proper dates to attend court. When their cases are not heard, they lose interest leading to dismissals or acquittals.

(d) Granting of bail to capital offenders.

Bail is a constitutional right. However:-

When the accused persons are granted bail, more especially in capital offenses,





they later interfere with investigations and others disappear in thin air never to be seen again

xvii. Prosecution

- a. Some Districts do not have Resident State Attorneys while other RSAs work in more than one District and others attend to their stations once a week thereby leading to over stay of suspects and complaints against the Police
- b. Delay of case files with some State Attorneys due to work overload leading to a lot complaints against the Police

xviii. Fees to access evidence:

Institutions such as Telecommunication companies, Makerere University, Courts, NIRA, URSB and Land Office among others charge fees to access evidence. This has affected CID performance due to the high costs involved in investigating such cases. Engagements are presently ongoing with the concerned institutions on the way forward.

xix. Land Registry:

Some officials in land registry:-

- a. Connive with criminals to carry out transfer and issue land titles fraudulently,
- b. Hide land files in the Land Registry for purposes of extorting money from those who would want to access the file to process transfers.

xx. Court Bailiffs:

- a. Some court bailiffs connive with some Police Officers to fault the provisions in the court order e.g execution at night, weekends, after 1700hrs, and on public holidays.
- b. Some bailiffs carry out execution without notifying Police.
- c. Some misinterpret Court Orders and carryout activities which are not provided in the court order.

xxi. Private Security Organizations:

- a. There is a lot of laxity by most Private Security guards where suspects take advantage and commit crimes;



- b. Some security guards connive with criminals to commit crimes.
- c. Some security guards give false information during recruitment which information is not verified by the security firm recruiting. After commission of an offense and a case is reported to the Police, the information in their personal files are found to be false and tracing becomes a problem.
- d. Most security firms carry out lone deployment with one or two or no ammunitions in the firearm.
- e. Sometimes they are deployed without firearm making it very difficult for the guards to respond to attacks when invaded.

#### xxii. Money Lenders

Some Money Lenders convince the unsuspecting victims/borrowers into signing sale agreements/transfer forms that they have sold the security (property) and yet the victims would have borrowed some little amounts of money. In the event that the borrower fails to pay, they then go ahead and sell the high valued property which is not commensurate to the loan amount. This has brought a lot of complaints against money lenders reported to Police.

#### xxiii. Public/Community

They provide relevant information to the Police and support investigation by accepting to record statements as witnesses/complainants. However, some:-

- a. Contaminate scenes of crime before Police arrives;
- b. Decline to make statements and testify in court when they are vital witnesses;
- c. They block arrests of suspects sometime leading to lawlessness;
- d. Steal exhibits from crime scene like during accidents;
- e. They scare/intimidate potential witnesses/victims from cooperating with the Police;
- f. Most times they have taken the law into their hands and carried out mob actions like murder, malicious damage to properties, causing grievous harm to suspected members, aggravated robbery.

#### xxiv. Lawyers

- a. Some get bribes in the names of CID thereby tarnishing the reputation of CID



- b. Delay criminal cases by seeking unnecessary adjournments in court sometimes in a bid to frustrate cases.
- c. Interfere with statement recording by giving wrong advise to their clients not to make statements.

xxv. The Media;

They are allies in fighting crimes. However, in a bid to carry out their mandate, some tend to distort information and at times blow up information at very early stages thereby alerting the suspects who later on disappear without trace.

xxvi. Local Authorities

They support Police in handling simple cases and in mediation. However, some:-

- a. Settle capital offences like defilement, murder etc;
- b. Get bribes from suspects in pretext that they are taking to CIDs;
- c. Spearhead lawlessness like mob action against suspects

### **Fire Emergencies**

- i. Delayed reporting of fire emergencies as most victims first try to fight the fires and remember to call Fire and Rescue Services later.
- ii. Lack of fire hydrant in some facilities forcing fire fighters to move to locations distant from the scene to get water while the fire is consuming.
- iii. Poor structural plans with limited access routes, making it difficult for fire fighters to reach the base of fire.
- iv. Traffic jam and stubborn motorists who at times don't give way to fire trucks responding to emergencies.
- v. Lack of fire detection and early warning systems in some premises making early reporting of fire difficult.
- vi. Lack of fixed suppression systems like hose reels, landing valves in some structures to help control the spread of fire as fire brigade is on the way.
- vii. Lack of a comprehensive fire safety law to compel premise owners, school managers /owners, business managers/owners to implement fire safety.



## **Traffic and Road Safety**

- i. Insufficient resources like vehicles. Most fleet for Traffic is old and acquired in 2010.
- ii. Insufficient manpower. Turnover of traffic personnel is high and there is need to deploy in shifts in KMP
- iii. Poor driver training
- iv. Most traffic officers are not trained and therefore there is need for induction.
- v. Lack of training for IOVs

## **Water Loss and Prevention Police Unit**

- i. Accessing fenced and guarded residences where they are suspected to be using water illegally.
- ii. Inadequate manpower to cover the area of operation which includes Kampala, Mukono and Wakiso. Currently the Unit has personnel strength of 24.

## **7.2 Strategies**

### **7.2.1 Measures Announced by H.E The President**

On 20<sup>th</sup> June, 2018, H.E The President using his powers under Article 101 (2) of the Constitution addressed the Parliament of Uganda in a special sitting announcing measures that the government would undertake to check insecurity in the country. These measures are;

- i. **Finger Printing of Guns:**  
Finger-printing of all legally acquired guns including guns in private hands but licensed by the Uganda Police.  
This is work in progress and so far a total of 35,088 guns have been taste fired for finger printing.
- ii. **Electronic Number Plates:**  
Acquisition of electronic number plates with an electronic signal for every vehicle and motorcycle installed at cost of the owner. This is in progress.
- iii. **Banning of Hoods for motorcycle riders.**  
Riders will also be required to wear helmets with illuminated numbers both at



the front and back. The helmets will be registered and details captured in the central monitoring hub.

iv. Installation of CCTV Cameras:

Installation of cameras on town roads and streets and along highways. Phase 1 which cover Kampala Metropolitan Policing Area caters for 18 divisions. Out of these, 11 are fully operational. For six of them, the optic fibre is being laid and installation of cameras is ongoing. They are expected to be on air by the end of May 2019.

The command and control centre and an IT innovations centre are being constructed and expected to be operational by September 2019.



*H.E launching the Camera Command Centre CCTV Project at Nateete*

- v. Establishing a Modern Forensic Laboratory. The process is ongoing.
- vi. Response to Crime Reports/Scenes:  
Speedy response to crime reports and crime scene management. Supervision has been intensified at all levels
- vii. Revival of the 999 System by the Uganda Police Force. This was done and it is being further enhanced.





viii. Reform the Flying Squad;

A lot of reforms have been taken including screening, creation of other detachments and plans are underway to have Flying Squad units introduced in all Police Stations, Divisions and Regions.

ix. Use of UAVs (Unmanned Aerial Vehicles or drones) and light helicopters should be promoted. This is being implemented.

x. Enhancing capacity to handle Social Media;

Criminals misuse social media to threaten violence and create panic. Capacity to quickly locate criminals abusing social media is being implemented.

xi. Recruitment of LDUs.

Government is to recruit Local Defense Unit in Kampala Metropolitan Area as a stop gap security measure in areas not covered by security personnel.

xii. Handle threats to the Business Community:

In the reporting period, Investors especially foreign investors were attacked by criminal gangs and robbed of their resources. Deployments in industrial parks and factories was effected and to continue in the following year. The perpetrators were arrested and most of them are awaiting trial in Court.

## 7.2.2 Other Measures

In order to mitigate the challenges, UPF has a strategic direction (Priority Areas of Focus) to address while carrying out its mandate.

### Some of the Areas of Focus:

**i. Protection of life and property**

a) Enhance the capability of UPF emergency and rescue services.

b) Strengthen traffic and road safety enforcement and education.

c) Expansion of marine and air policing services.

d) Strengthen the capability of UPF in counter terrorism and management of violent crimes.

e) Enhance partnership with Private Security Organisations and ensuring that their personnel are well vetted, trained, certified, equipped and supervised so as to compliment the services of the UPF.



- f) Promotion of community policing to increase public awareness and participation in crime prevention.
- g) Clear and effective communication to the personnel.

## **ii. Preservation of law and order**

- a) Professionalism should be observed by all personnel.

All officers must apply the acquired skills, good judgment, and polite behavior that is expected from a person who is well trained to carry out police work.

- b) Eradication of violation of rights of suspects especially torture as an investigative technique.

Police officers must act with self-control and tolerance treating members of the public and colleagues with respect and courtesy.

- c) Observation of human rights and public accountability by all officers.

All police activities must be initiated, conducted, and reported in accordance with applicable laws, rules, regulations and should be conducted with due respect for the rights and privacy of those involved. The police has developed a Human Rights Policy to ensure that Police Officers engage in policing that is human rights compliant

- d) Promotion of customer care.

Most individuals who come into contact with the police, such as victims, witnesses or suspects, may be vulnerable and therefore may require additional support and assistance. Officers are being trained in customer care.

## **iii. Prevention and detection of crime**

- a) Rebuild and equip the Criminal Investigations and Crime Intelligence Directorates to enable intelligence led operations and investigations. This will entail the following:

- Strengthening of forensic and medical-legal services for scientific evidence.
- Employing appropriate technology such as surveillance cameras and canine services.
- Strengthen INTERPOL to manage trans-national, and trans- border crime.

- b) Develop capacity to deal with gender and sexual based violence.

- c) Enhancing partnership with the community.

- d) Promote preventive policing.



- e) Timely and effective response to complaints lodged by the public and fellow officers.
- f) Engage the unemployed youths in order to lure them away from criminality.
- g) Also to engage relevant MDA like Ministry of Gender, Labour and Social Development to reach out to all the youth to access government programmes like Youth Livelihood Fund, Skilling Uganda, etc.

#### **iv. Institutional Development, Governance and Management.**

This priority area is geared towards transforming the UPF into a modern professional, service-oriented, pro-people, efficient and effective institution.

- a) Rebuild functional systems, observation and respect for chain of command so that the institution operates in an organized manner.
- b) Emphasis of planning to ensure proper utilization of available human and non-human resources.
- c) Strengthening UPF training institutions.
- d) Addressing the welfare of the police personnel.
- e) Capacity building in terms of training in leadership, management, command and specialized fields to promote firmness in decision making.
- f) Build the capacity of all Directorates and units so that they practice Monitoring and Evaluation which is an essential modern and scientific tool in modern management.
- g) Promotion of Patriotism.

Police officers are Ugandan citizens, and therefore have no reason not to love the country. It is a constitutional obligation above and beyond political, ideological and religious beliefs.

- h) Promotion of ethics and integrity in the police force by eradicating corrupt practices. Police officers must be honest, act with integrity and not compromise or abuse their position. The UPF Anti-Corruption Strategy is being developed.
- i) Mainstreaming gender in all policing operations. A gender policy and action plan has been developed to foster this.
- j) Periodic Training on Legal Requirements.

Towards the end of 2018, 100 detectives started Diploma in Law at Law Development Centre. In May 2018, 300 detectives were passed out after attending a two months



CID induction course at PTS Kabalye.

k) Timely response to complaints:

All responses should be conducted and made in a timely manner. This is especially critical given the impact crime has on the lives of individuals and activities of organizations.

l) Promote teamwork and a coordinated approach to eradication of crime.

m) Expand and facilitate PSU to enable it enforce discipline and professionalism among the rank and file.

### **Traffic and Road Safety**

a) Fiika Salaama:

The Directorate has enhanced enforcement of traffic laws and regulations through establishing check points throughout the country. This will continue in the following years.

b) Sensitization campaigns

The Directorate of Traffic and Road Safety in conjunction with the Ministry of Works and Transport and other stakeholders including Vivo Energy carried out sensitization activities along Kampala- Jinja highway.

c) EPS Defaulters

Tracking Unit has improved on compliance of offenders issued with EPS i.e. they ensure that issued tickets are paid.

d) The Traffic and Road Safety Directorate will emphasize the following measures in a bid to further reduce road carnage. These are:

- i. The Directorate will liaise with Ministry of Works and Transport to ensure safety of pedestrians by looking at strategies aimed at improving pedestrian safety since **40%** of all fatalities are pedestrians.
- ii. Enhance traffic police and Integrated Highway Police deployments along the highways to ensure high visibility, safety and security of all road users.
- iii. Enhance sensitization of the public on road safety and security through road safety campaigns and security awareness.



- iv. Establishment of joint coordination teams comprising of police, Ministry of Works and Transport, bus owners, bus drivers, passenger protection bodies and the media to ensure motorists comply with traffic regulations.
- v. Enhance operations targeting motorists who violate traffic regulations that include speeding, drunk driving and reckless/dangerous driving.
- vi. Conduct trainings of traffic officers to build capacity to handle the ever increasing challenges.
- vii. Enhance Traffic Alert squad to weed out corrupt traffic officers from the directorate
- viii. Expedite the roll out of the Road Crash Data System that will supports policy formulation and implementation in support of reducing road crash fatalities by 50% in 2020 in accordance with the UN Decade of Action for Road Safety.
- ix. Enhance road safety coordination and management through effective involvement of the public, private and civil society organizations.

### **Criminal Investigations Directorate**

- a. Establish UPF Tracking Unit to handle tracking of criminals and victims etc.
- b. Establish Anti Human Trafficking Department to handle the crime of Trafficking in Persons.
- c. Establish CID Training School to cater for CID and Criminal Intelligence refresher courses
- d. Strengthening the Flying Squad Unit by providing the required resources for quick response.
- e. Establishing a one stop centre to handle SGBV cases.

## **7.3 Recommendations**

### **1. Directorate of Public Prosecutions**

- i. Recruit more staff to fill the manpower gap since some districts do not have State Attorneys. Even in Districts with State Attorneys, some are overwhelmed with the big workload.
- ii. Deploy competent State Attorneys to avoid internal delay/hoarding of case file by





some Prosecutors.

## **2. Office of Auditor General**

- i. Recruit more staff to fill the manpower gap which is causing delays in issuing of audit reports.

## **3. Government**

- i. Parliament should enact a fire safety law comprehensive enough to cater for areas not covered in the Occupational Health and Safety Act (OHSA) 2006.
- ii. Physical planning and urban authorities should address the challenge of un-planned structures.
- iii. There is need to recruit and train more experts especially Ballistic, Handwriting, Cyber forensics and other areas.

## **4. The Judiciary**

- i. The Judiciary to establish courts in all the districts and recruit more magistrates to handle the many cases in the judicial system.
- ii. Introduce Regional Court Inspectors in order to address complaints in court.

## **5. Lawyers**

Engaging the Law Council to continuously sensitise them on their code of conduct

## **6. Telecommunication companies**

Engaging them through the UCC to offer free services to the Police like obtaining call data records during investigation

## **7. Court Bailiffs**

Engaging the chairperson of Uganda Court Bailiffs to regulate and monitor their operations

## **8. Local Leaders**

Engaging the local leaders to;

- i. Continuously sensitise the public to be law abiding citizens.
- ii. Embrace neighboring watch.



## 9. Public

Engaging the public through community policing to;

- i. Be law abiding citizens.
- ii. Embrace neighborhood watch.
- iii. Installing private CCTV cameras in their homes and the neighborhood.
- iv. Target hardening their property by having burglar proofs, doors and windows, fencing to reduce easy access to residences, alarm systems, etc.

### 7.4 Conclusion

Transformation of the Uganda Police Force into a modern Professional, service oriented, pro-people and effective institution entails team work, positive mental orientation, patriotism for the nation, exertion of authority, proper judgment of situations, discipline, timely response to complaints, capacity building, addressing the welfare of the police personnel, provision of a sense of belonging and direction to the personnel, good customer care, safeguard of the equipment at our disposal, result oriented policing and putting in place functional systems so that the institution operates in an organized manner.

The UPF looks forward to enhance coordination with all stakeholders and the general public to keep our country safe and secure as we protect and serve.



# APPENDICES

## Appendix I: Crime by Crime

S/No.	CASE/CRIME INCIDENCES	REPORTED CASES								PERFORMANCE				PERSONS TAKEN TO COURT							
		Totals Cases		Cases under Inquiry		Cases taken to court		Cases submitted to DPP/RSA		Cases pending in Court		ACCUSED CHARGED				ACCUSED CONVICTED					
		1	2	3	4	5	6	7	8	9	10	11	12	13	14	15	16	17	18		
	<b>HOMICIDES</b>																				
1	Death (by shooting)	190	117	29	44	74	3	1	1	39	85	-	-	-	4	-	-	-	-		
2	Death (by mob action)	636	431	109	96	176	2	-	1	93	194	-	10	-	3	-	-	-	-		
3	Death (Poisoning)	81	54	12	15	17	-	-	-	15	9	-	9	-	-	-	-	-	-		
4	Death (Aggravated Domestic Violence)	362	107	24	231	239	15	-	2	214	208	4	73	2	7	1	6	-	-		
5	Death(Fire Out Breaks)	42	25	11	6	14	-	-	-	6	8	2	3	-	-	-	-	-	-		
8	Other Death (Not Specified above)	3,186	1,740	626	820	1,259	25	2	8	785	1,062	29	126	3	27	2	-	-	-		
	<b>Sub Total(Homicides)</b>	<b>4,497</b>	<b>2,474</b>	<b>811</b>	<b>1,212</b>	<b>1,779</b>	<b>45</b>	<b>3</b>	<b>12</b>	<b>1,152</b>	<b>1,566</b>	<b>35</b>	<b>221</b>	<b>5</b>	<b>41</b>	<b>3</b>	<b>6</b>	<b>-</b>	<b>-</b>		
	<b>ECONOMIC CRIMES</b>																				
9	Embezzlement	199	172	19	8	48	3	-	-	5	10	-	1	-	5	-	-	-	-		
10	Causing Financial loss	58	49	6	3	18	-	-	-	3	3	-	-	-	-	-	-	-	-		
11	Abuse of office	50	39	11	-	10	-	-	-	-	-	-	-	-	-	-	-	-	-		
12	Counterfeiting	541	215	159	167	244	51	1	30	85	199	1	9	1	55	1	-	-	-		
13	Forgeries & Uttering of Documents	898	525	186	187	378	52	5	26	104	196	-	30	-	51	-	12	-	-		
14	Issuing False Cheques	344	221	80	43	142	9	-	4	30	42	-	1	-	9	-	-	-	-		
15	Bank and Other Corporate Frauds	17	15	1	1	6	-	-	-	1	2	-	-	-	-	-	-	-	-		
16	Obtaining By False Pretences	12,313	5,776	3,936	2,601	4,637	817	51	389	1,344	2,532	13	235	8	771	3	72	8	-		
17	Cyber (Computer) crimes	198	142	40	16	40	6	-	2	8	12	3	4	-	3	3	2	-	-		
18	Land Frauds	345	171	124	50	173	9	4	7	30	66	1	26	-	6	-	1	-	-		
19	Other Economic crimes	136	86	13	37	50	5	-	9	23	50	1	1	-	5	-	-	-	-		
	<b>Sub Total(Economic crimes)</b>	<b>15,099</b>	<b>7,411</b>	<b>4,575</b>	<b>3,113</b>	<b>5,746</b>	<b>952</b>	<b>61</b>	<b>467</b>	<b>1,633</b>	<b>3,112</b>	<b>19</b>	<b>307</b>	<b>9</b>	<b>905</b>	<b>7</b>	<b>87</b>	<b>8</b>	<b>-</b>		
	<b>GENERAL CRIMES</b>																				
	<b>(a) Sex Related Offences</b>																				
20	Rape	1,580	618	318	644	798	16	1	7	620	584	12	-	-	12	1	-	-	-		
21	Defilement	15,366	6,166	3,615	5,585	8,179	840	46	429	4,270	5,199	379	22	147	714	129	3	105	-		
22	Indecent Assault	396	118	114	164	199	54	3	22	85	158	3	5	-	48	5	4	-	-		
23	Incest	79	29	34	16	21	5	-	5	6	16	-	7	-	5	-	3	-	-		
24	Unnatural Offences	100	30	25	45	59	5	-	10	30	42	4	1	-	5	-	-	-	-		
	<b>Sub Total(Sex Related)</b>	<b>17,521</b>	<b>6,961</b>	<b>4,106</b>	<b>6,454</b>	<b>9,256</b>	<b>920</b>	<b>50</b>	<b>473</b>	<b>5,011</b>	<b>5,999</b>	<b>398</b>	<b>35</b>	<b>147</b>	<b>784</b>	<b>135</b>	<b>10</b>	<b>105</b>	<b>-</b>		
	<b>(b) Child Related Offences</b>																				
25	Child Neglect	6,757	2,499	3,865	393	877	120	11	48	214	343	-	55	-	103	-	21	-	-		
26	Child Desertion	2,299	752	1,430	117	194	48	1	14	54	58	1	60	1	24	-	21	-	-		
27	Child Stealing	245	97	95	53	77	19	1	4	29	21	1	28	4	3	-	15	3	-		
28	Child Trafficking	84	33	25	26	39	3	-	-	23	17	-	19	2	-	-	3	1	-		
29	Child Abduction/Kidnap	612	265	248	99	180	17	2	9	71	86	-	31	1	11	-	6	-	-		
31	Child Abuse/Torture	1,449	445	926	78	243	28	-	4	46	62	-	16	-	25	-	3	-	-		
32	Infanticide	51	13	21	17	23	4	-	3	10	1	-	15	1	-	-	4	-	-		
33	Abortion	92	42	39	11	16	4	1	1	5	5	-	7	4	2	-	2	-	-		
	<b>Sub Total(Child Related)</b>	<b>11,589</b>	<b>4,146</b>	<b>6,649</b>	<b>794</b>	<b>1,649</b>	<b>243</b>	<b>16</b>	<b>83</b>	<b>452</b>	<b>593</b>	<b>2</b>	<b>231</b>	<b>13</b>	<b>168</b>	<b>-</b>	<b>75</b>	<b>4</b>	<b>-</b>		
	<b>(c) Breakings</b>																				
34	Burglaries	6,867	2,256	1,511	3,100	3,906	851	50	641	1,558	3,286	141	82	11	876	43	27	1	-		
35	House Breakings	3,368	1,038	693	1,637	1,933	471	32	321	813	1,641	98	64	6	449	23	16	-	-		
36	Shop Breaking	2,000	670	390	940	1,224	231	21	181	507	1,128	42	24	4	267	7	6	-	-		
37	Office Breaking	447	223	84	140	210	37	-	23	80	185	4	7	-	40	1	-	-	-		
38	Other Breakings (garage, etc)	1,336	368	264	704	818	192	10	145	357	870	35	19	2	218	10	2	-	-		
	<b>Sub Total(Breakings)</b>	<b>14,018</b>	<b>4,555</b>	<b>2,942</b>	<b>6,521</b>	<b>8,091</b>	<b>1,782</b>	<b>113</b>	<b>1,311</b>	<b>3,315</b>	<b>7,110</b>	<b>320</b>	<b>196</b>	<b>23</b>	<b>1,850</b>	<b>84</b>	<b>51</b>	<b>1</b>	<b>-</b>		
	<b>(d) Thefts</b>																				
39	Theft of Motor Vehicles	1,200	682	265	253	545	51	6	33	163	305	-	5	-	59	-	4	-	-		
40	Theft of Motor Cycles	4,612	2,144	956	1,512	2,195	341	28	228	915	1,664	18	17	-	355	8	2	1	-		
41	Theft from M/Vs (Spares)	1,093	467	259	367	515	105	6	48	208	410	12	5	-	110	3	2	-	-		
42	Theft from M/Vs (property)	597	238	171	188	262	57	4	30	97	207	5	2	-	65	-	-	-	-		
43	Theft of Bicycles	1,028	293	277	458	502	178	6	91	183	451	22	6	1	171	9	1	1	-		
44	Theft of Computers(Laptops)	796	331	235	230	358	70	4	38	118	233	11	10	-	73	3	2	-	-		
45	Thefts of Mobile Phones	6,205	2,245	1,875	2,085	2,896	730	36	380	942	1,953	108	144	12	657	45	53	7	-		
46	Theft of Bank Cash in Transit	-	-	-	-	-	-	-	-	-	-	-	3	-	11	-	-	-	-		
47	Thefts of Cash	7,079	2,791	1,890	2,398	3,414	757	52	378	1,211	2,232	55	363	29	720	15	91	17	-		
48	Cattle Stealing	7,161	2,006	1,641	3,514	3,952	1,132	48	682	1,652	4,075	71	97	2	1,233	20	33	2	-		
49	Theft of Telecom,Electrical & Comm Items	127	44	33	50	77	15	1	8	26	94	-	4	-	28	-	-	-	-		
50	Theft of Railway Slippers/Material	5	2	1	2	2	1	-	-	1	2	-	-	-	1	-	-	-	-		
51	Receiving & Retaining(Stolen Prop)	415	112	83	220	261	70	3	38	109	226	3	8	-	78	1	2	1	-		
52	Theft (property snatching-Bags,Neckless,etc)	80	26	11	43	49	19	4	7	13	50	3	3	-	18	2	1	-	-		
53	Theft of all kinds (General)	31,135	9,391	8,311	13,433	16,977	5,052	208	2,456	5,717	13,097	517	795	90	4,987	211	251	29	-		
	<b>Sub Total(Thefts)</b>	<b>61,533</b>	<b>20,772</b>	<b>16,008</b>	<b>24,753</b>	<b>32,005</b>	<b>8,578</b>	<b>406</b>	<b>4,417</b>	<b>11,355</b>	<b>24,899</b>	<b>825</b>	<b>1,462</b>	<b>134</b>	<b>8,586</b>	<b>317</b>	<b>442</b>	<b>58</b>	<b>-</b>		
	<b>(e) Robberies</b>																				
54	Aggravated Robbery(Motor Cycles)	481	313	66	102	196	6	2	2	92	158	4	-	-	5	-	-	-	-		
55	Aggravated Robbery(Motor Vehicles)	98	60	30	8	30	-	-	-	8	10	-	-	-	-	-	-	-	-		
56	Aggravated Robbery(Cash)	390	231	58	101	161	1	2	4	94	155	-	2	-	1	-	-	-	-		
57	Aggravated Robbery(general)	1,212	630	206	376	581	17	1	13	345	543	11	10	-	34	-	2	-	-		
58	Cattle Rustling	-	-	-	-	-	-	-	-	-	-	-	-	-	-	-	-	-	-		
59	Simple Robbery(general)	5,173	2,166	1,475	1,532	2,170	309	14	251	958	1,755	92	37	5	352	20	10	4	-		
	<b>Sub Total(Robberies)</b>	<b>7,354</b>	<b>3,400</b>	<b>1,835</b>	<b>2,119</b>	<b>3,138</b>	<b>333</b>	<b>19</b>	<b>270</b>	<b>1,497</b>	<b>2,621</b>	<b>107</b>	<b>49</b>	<b>5</b>	<b>392</b>	<b>20</b>	<b>12</b>	<b>4</b>	<b>-</b>		
	<b>(f) Assaults</b>																				
60	Aggravated Assault(Acid cases)	4	2	-	2	2	1	-	-	1	2	-	-	-	1	-	-	-	-		
61	Aggravated Assaults(general)	6,584	2,353	1,436	2,795	3,241	824	51	358	1,562	2,467	64	373	5	729	20	151	2	-		
62	Common Assaults	29,735	12,442	11,835	5,458	8,100	1,678	127	801	2,852	4,993	113	927	21	1,567	31	269	7	-		
	<b>Sub Total(Assaults)</b>	<b>36,323</b>	<b>14,797</b>	<b>13,271</b>	<b>8,255</b>	<b>11,343</b>	<b>2,503</b>	<b>178</b>	<b>1,159</b>	<b>4,415</b>	<b>7,462</b>	<b>177</b>	<b>1,300</b>	<b>26</b>	<b>2,297</b>	<b>51</b>	<b>420</b>	<b>9</b>	<b>-</b>		
	<b>(g) Other Crimes in General</b>																				
63	Threatening Violence	13,357	5,223	4,477	3,657	5,192	1,024	86	653	1,894	3,647	29	271	4	1,003						





S/No.	CASE/CRIME INCIDENCES	REPORTED CASES				PERFORMANCE					PERSONS TAKEN TO COURT							
		Totals Cases	Cases under Inquiry	Not Detected /NPW	Cases taken to court	Cases submitted toDPP/RSA	Cases with convictions	Cases with Acquittals	Cases Dismissed	Cases pending in Court	ACCUSED CHARGED				ACCUSED CONVICTED			
											Male	Juven.	Female	Juven.	Male	Juven.	Male	Juven.
1	2	3	4	5	6	7	8	9	10	11	12	13	14	15	16	17	18	
	<b>TERRORISM</b>	-	-	-	-	-	-	-	-	-	-	-	-	-	-	-	-	-
80	Terrorism	16	13	-	3	8	-	-	-	3	4	-	-	-	-	-	-	-
81	Death By CBRN(Chemical,Nuclear Wpns)	-	-	-	-	-	-	-	-	-	-	-	-	-	-	-	-	-
	<b>Sub Total(Terrorism)</b>	<b>16</b>	<b>13</b>	<b>-</b>	<b>3</b>	<b>8</b>	<b>-</b>	<b>-</b>	<b>-</b>	<b>3</b>	<b>4</b>	<b>-</b>	<b>-</b>	<b>-</b>	<b>-</b>	<b>-</b>	<b>-</b>	<b>-</b>
	<b>POLITICAL/MEDIA OFFENCES</b>	-	-	-	-	-	-	-	-	-	-	-	-	-	-	-	-	-
82	Incitement to Violence	181	81	66	34	67	4	1	7	22	126	1	-	-	18	-	-	-
83	Promoting Sectarianism	4	3	-	1	2	-	-	-	1	3	-	-	-	-	-	-	-
84	Election Offences	249	97	110	42	101	5	2	11	24	76	1	4	-	8	1	-	-
85	Treason	8	5	-	3	4	-	-	-	3	45	-	4	-	-	-	-	-
	<b>Sub Total(Political/Media)</b>	<b>442</b>	<b>186</b>	<b>176</b>	<b>80</b>	<b>174</b>	<b>9</b>	<b>3</b>	<b>18</b>	<b>50</b>	<b>250</b>	<b>2</b>	<b>8</b>	<b>-</b>	<b>26</b>	<b>1</b>	<b>-</b>	<b>-</b>
	<b>CORRUPTION</b>	-	-	-	-	-	-	-	-	-	-	-	-	-	-	-	-	-
86	Prevention of Corruption Act	32	25	5	2	12	-	-	-	2	2	-	-	-	-	-	-	-
	<b>Sub Total (Corruption)</b>	<b>32</b>	<b>25</b>	<b>5</b>	<b>2</b>	<b>12</b>	<b>-</b>	<b>-</b>	<b>-</b>	<b>2</b>	<b>2</b>	<b>-</b>	<b>-</b>	<b>-</b>	<b>-</b>	<b>-</b>	<b>-</b>	<b>-</b>
	<b>NARCOTICS/DRUGS</b>	-	-	-	-	-	-	-	-	-	-	-	-	-	-	-	-	-
87	Heroin	9	-	-	9	99	-	-	-	9	-	5	-	5	-	5	-	-
88	Cocaine	7	1	3	3	4	1	-	-	2	2	-	1	-	1	-	-	-
89	Herbal Cannabis	679	104	88	487	531	188	2	87	210	655	14	28	-	260	10	10	-
91	Other Narcotics(general)	2,195	469	286	1,440	1,549	597	15	225	603	2,693	63	85	9	993	12	23	-
	<b>Sub Total(Narcotics)</b>	<b>2,890</b>	<b>574</b>	<b>377</b>	<b>1,839</b>	<b>2,183</b>	<b>786</b>	<b>17</b>	<b>312</b>	<b>824</b>	<b>3,350</b>	<b>82</b>	<b>114</b>	<b>14</b>	<b>1,254</b>	<b>27</b>	<b>33</b>	<b>-</b>
	<b>OTHER LAWS</b>	-	-	-	-	-	-	-	-	-	-	-	-	-	-	-	-	-
93	Immigration Act	472	45	84	343	362	242	2	13	86	1,139	24	267	134	857	43	235	14
94	NEMA	306	113	78	115	125	59	2	11	43	286	1	27	3	107	3	12	5
95	Fish and Crocodiles Act	642	91	155	396	428	231	5	55	105	855	4	27	-	499	-	12	-
96	Firearms Act	109	38	23	48	54	17	-	3	28	61	1	2	1	20	-	-	-
97	Enguli Act	4	3	1	-	-	-	-	-	-	-	-	-	-	-	-	-	-
98	UWA Statute	648	112	89	447	485	269	8	26	144	609	7	17	-	377	-	11	-
99	Local Government Act	4	2	1	1	1	-	-	-	1	1	-	-	-	-	-	-	-
100	All other Acts	821	345	189	287	430	173	7	19	93	641	12	76	-	323	8	44	-
	<b>Sub Total(Other Laws)</b>	<b>3,006</b>	<b>749</b>	<b>620</b>	<b>1,637</b>	<b>1,885</b>	<b>991</b>	<b>24</b>	<b>127</b>	<b>500</b>	<b>3,592</b>	<b>49</b>	<b>416</b>	<b>138</b>	<b>2,183</b>	<b>54</b>	<b>314</b>	<b>19</b>
	<b>GRAND TOTAL</b>	<b>238,746</b>	<b>90,763</b>	<b>74,948</b>	<b>73,035</b>	<b>101,116</b>	<b>22,263</b>	<b>1,248</b>	<b>11,121</b>	<b>38,411</b>	<b>79,083</b>	<b>2,355</b>	<b>5,988</b>	<b>596</b>	<b>24,716</b>	<b>812</b>	<b>1,944</b>	<b>223</b>





SENTENCES IMPOSED BY COURTS																							
Acquitted	Discharged	Awaiting Trial	IMPRISONMENT								CAUTION	COMM. WORK	Fines Awarded (UgShs.)	VICTIMS OF CRIME				VALUE PROPERTY (UGSHS.)					
			Male		Female		Death	Fined	Probation Bound Over	Adult				Juven.	Adult	Juven.	Adult	Juven.	Adult	Juven.	Lost	Recovered	
12	13	14	15	16	17	18					19	20	21										22
-	-	-	-	-	-	-	-	-	-	-	-	-	-	-	-	-	-	-	-	-	-	-	-
-	-	4	-	-	-	-	-	-	-	-	-	-	-	-	-	-	-	-	-	-	-	-	-
-	-	4	-	-	-	-	-	-	-	-	-	-	-	-	-	-	-	-	-	-	-	-	-
1	6	102	-	-	-	-	-	-	-	-	-	18	-	-	-	-	-	-	-	-	-	-	-
-	-	3	-	-	-	-	-	-	-	-	-	-	-	-	-	-	-	-	-	-	-	-	-
4	15	53	-	-	-	-	-	-	2	-	3	4	1,200,000	215	1	25	-	-	-	-	-	-	-
-	-	49	-	-	-	-	-	-	-	-	-	-	-	6	-	-	-	-	-	-	-	-	-
6	21	207	-	-	-	-	-	-	2	-	3	22	1,200,000	396	1	36	-	-	-	-	-	-	-
-	-	-	-	-	-	-	-	-	-	-	-	-	-	-	-	-	-	-	-	-	-	-	-
-	-	2	-	-	-	-	-	-	-	-	-	-	-	29	5	1	-	-	-	-	500,000	500,000	-
-	-	2	-	-	-	-	-	-	-	-	-	-	-	29	5	1	-	-	-	-	500,000	500,000	-
-	-	5	5	-	-	-	-	-	-	-	-	-	-	-	-	-	-	-	-	-	-	-	-
-	-	2	(7)	-	1	-	-	7	-	-	-	-	120,500,000	-	-	-	-	-	-	-	-	-	-
6	106	305	206	-	3	-	-	5	-	18	-	48	250,000	508	1	36	-	-	-	-	-	-	-
17	443	1,362	615	26	9	-	-	26	-	76	-	276	3,980,001	1,790	19	101	-	-	-	850,000	-	-	
23	549	1,674	819	26	13	-	-	38	-	94	-	324	124,730,001	2,299	20	138	-	-	-	850,000	-	-	
-	-	-	-	-	-	-	-	-	-	-	-	-	-	-	-	-	-	-	-	-	-	-	-
5	18	392	608	-	7	-	-	438	-	93	-	3	230,000,000	363	-	8	-	-	-	-	-	-	-
3	24	163	27	-	3	-	-	67	-	15	-	17	20,700,000	258	-	32	-	-	-	6,600,000	-	-	
10	136	229	269	1	4	-	-	77	-	127	-	33	10,220,000	633	-	3	-	-	-	-	-	-	-
-	4	41	17	1	-	-	-	1	-	1	-	-	16,000,000	95	-	2	-	-	-	-	-	-	-
-	-	-	-	-	-	-	-	-	-	-	-	-	-	5	-	-	-	-	-	-	-	-	-
10	42	193	249	3	4	-	-	107	-	15	-	10	172,222,000	608	-	8	-	-	-	26,000,000	26,000,000	-	
-	-	1	-	-	-	-	-	-	-	-	-	-	-	4	-	-	-	-	-	-	-	-	-
1	56	297	121	2	3	-	-	120	21	41	-	60	69,060,000	710	10	62	9	-	-	241,790,000	440,000	-	
29	280	1,316	1,291	7	18	-	-	810	21	292	-	123	518,202,000	2,676	10	115	9	-	-	274,390,000	26,440,000	-	
1,666	12,518	46,143	17,138	274	823	31	-	1,967	83	2,976	-	4,373	1,270,978,007	143,880	10,772	60,648	24,184	-	-	495,067,703,285	60,589,926,327	-	



## Appendix II: Crime By District and Region

REGIONS/DISTRICTS	TOTAL CASES	HOMICIDES	ECONOMIC	SEX REL.	CHILD REL.	BREAKINGS	THEFTS	ROBBERIES	ASSAULTS	OTHER CRIMES	TERRORISM	POL/MEDIA	CORRUPTION	NARCOTICS	OTHER LAWS
C.I.D Headquarters	960	3	491	13	4	1	60	6	8	272	9	4	17	10	62
S.I.D	99	2	49	1	-	-	11	3	-	22	4	2	1	-	4
Aviation Police	318	1	47	7	-	5	81	2	40	98	-	-	1	18	19
<b>C.I.D</b>	<b>1,377</b>	<b>6</b>	<b>589</b>	<b>21</b>	<b>4</b>	<b>6</b>	<b>161</b>	<b>11</b>	<b>48</b>	<b>392</b>	<b>13</b>	<b>6</b>	<b>19</b>	<b>29</b>	<b>86</b>
Linja Road	1,981	20	320	116	9	117	761	102	122	381	-	10	-	22	2
Kira Division	1,609	24	178	105	22	132	566	120	74	339	-	3	-	44	1
Kira Road	1,919	30	171	94	46	139	739	142	176	346	-	4	-	9	23
Mukono	2,808	36	283	176	41	221	927	112	277	664	-	8	-	44	19
Nagalama	869	19	54	76	10	73	275	31	78	228	-	5	-	17	2
<b>KMP EAST</b>	<b>8,184</b>	<b>128</b>	<b>1,007</b>	<b>667</b>	<b>127</b>	<b>682</b>	<b>3,287</b>	<b>608</b>	<b>728</b>	<b>1,988</b>	<b>-</b>	<b>30</b>	<b>-</b>	<b>137</b>	<b>47</b>
CPS Kampala	1,926	14	632	10	3	48	752	47	102	194	1	6	6	70	40
Katwe	3,943	58	287	231	468	214	1,020	207	436	849	-	1	1	166	3
Kabalagala	1,997	24	193	125	20	157	778	106	239	296	-	-	-	48	10
Kajjansi	1,045	13	108	53	16	116	337	60	97	226	-	-	-	18	0
Entebbe	1,539	18	125	80	11	136	445	56	95	453	-	-	-	44	75
Nsangi	1,132	24	68	73	29	92	298	92	95	316	-	2	-	41	1
<b>KMP SOUTH</b>	<b>11,583</b>	<b>188</b>	<b>1,414</b>	<b>878</b>	<b>848</b>	<b>783</b>	<b>3,838</b>	<b>887</b>	<b>1,088</b>	<b>2,338</b>	<b>1</b>	<b>8</b>	<b>7</b>	<b>388</b>	<b>138</b>
Old Kampala	2,431	28	298	81	77	126	917	143	389	338	-	3	-	9	21
Wakiso	1,294	30	153	98	22	88	394	73	33	385	-	2	-	16	0
Wandegeya	1,450	6	176	33	189	50	520	62	71	303	-	11	-	27	2
Kawempe	2,116	26	152	129	43	165	747	111	222	472	-	5	-	43	2
Nansana	1,583	18	122	144	10	111	606	99	99	329	-	-	-	44	0
Kakiri	475	4	43	45	1	32	154	13	14	166	-	-	-	-	2
Kasangati	2,126	27	167	153	88	132	570	147	170	632	-	3	-	37	0
<b>KMP NORTH</b>	<b>11,478</b>	<b>139</b>	<b>1,112</b>	<b>683</b>	<b>459</b>	<b>704</b>	<b>3,908</b>	<b>847</b>	<b>898</b>	<b>2,438</b>	<b>-</b>	<b>24</b>	<b>-</b>	<b>177</b>	<b>29</b>
Luwero	2,779	68	236	221	144	170	796	101	254	671	-	7	-	56	55
Nakaseke	1,633	60	78	125	91	88	416	48	249	439	-	2	-	10	27
Nakasongola	1,773	45	66	118	52	84	522	32	272	514	-	2	-	16	50
<b>SAVANNAH</b>	<b>8,188</b>	<b>174</b>	<b>389</b>	<b>483</b>	<b>287</b>	<b>343</b>	<b>1,734</b>	<b>181</b>	<b>778</b>	<b>1,834</b>	<b>-</b>	<b>11</b>	<b>-</b>	<b>82</b>	<b>132</b>
Buikwe	1,288	36	45	81	108	93	320	30	91	440	-	1	-	10	32
Kavunga	1,643	37	90	129	152	93	497	16	211	362	-	-	-	16	40
Njeru	1,404	56	36	134	51	83	525	45	153	263	-	2	1	12	45
Buvuma	704	15	27	39	2	36	212	14	115	206	-	1	-	9	27
<b>SEZIBWA</b>	<b>8,039</b>	<b>144</b>	<b>188</b>	<b>283</b>	<b>313</b>	<b>208</b>	<b>1,883</b>	<b>108</b>	<b>870</b>	<b>1,472</b>	<b>-</b>	<b>4</b>	<b>1</b>	<b>48</b>	<b>143</b>
Butambala	1,817	12	124	90	68	101	506	22	329	533	-	-	-	12	20
Gomba	2,399	22	153	108	106	180	678	39	489	596	-	2	-	16	10
Mpigi	3,228	39	239	202	111	202	895	80	535	901	-	-	-	18	6
<b>KATONGA</b>	<b>7,444</b>	<b>74</b>	<b>819</b>	<b>400</b>	<b>288</b>	<b>483</b>	<b>2,078</b>	<b>142</b>	<b>1,382</b>	<b>2,088</b>	<b>-</b>	<b>2</b>	<b>-</b>	<b>48</b>	<b>37</b>
Kiboga	828	24	44	70	9	77	257	29	108	195	-	-	-	13	1
Mubende	2,468	84	185	219	26	172	731	86	238	672	2	-	1	22	31
Kassanda	712	19	69	66	2	97	264	20	47	122	-	-	-	4	0
Mityana	1,104	28	80	111	15	84	377	42	74	278	-	-	-	16	0
Kyankwanzsi	1,126	24	57	85	64	79	279	22	181	320	-	2	-	6	7
<b>IRAWALA</b>	<b>8,233</b>	<b>179</b>	<b>438</b>	<b>583</b>	<b>116</b>	<b>808</b>	<b>1,887</b>	<b>288</b>	<b>848</b>	<b>1,887</b>	<b>2</b>	<b>2</b>	<b>1</b>	<b>81</b>	<b>88</b>
Rakai	843	32	20	112	13	63	249	22	115	187	-	-	-	18	13
Lyantonde	705	19	40	46	63	77	200	13	106	123	-	-	-	10	7
Masaka	1,943	62	182	159	125	113	486	41	156	477	-	7	-	88	47
Kyotera	1,274	22	9	99	18	142	435	35	156	303	-	-	-	53	2
Sembabule	2,658	60	131	211	242	119	642	39	288	866	-	5	-	24	31
Bukomansimbi	1,482	8	81	112	23	94	457	38	166	371	-	-	-	131	1
Kalungu	847	14	47	110	10	56	262	15	89	226	-	-	-	18	-
Lwengo	1,148	59	23	73	52	73	297	17	170	295	-	1	-	66	23
Kalangala	2,156	36	107	68	44	136	544	22	554	528	-	1	-	22	93
<b>GREATER MASAKA</b>	<b>13,088</b>	<b>311</b>	<b>648</b>	<b>888</b>	<b>888</b>	<b>878</b>	<b>2,672</b>	<b>248</b>	<b>1,788</b>	<b>2,378</b>	<b>-</b>	<b>14</b>	<b>-</b>	<b>438</b>	<b>217</b>
Risoro	1,339	40	68	57	11	62	188	43	404	382	-	1	-	18	63
Kabale	3,429	45	187	68	106	212	931	266	489	1,065	-	2	-	21	37
Rukiga	1,653	23	135	44	31	82	345	51	247	679	-	3	-	3	11
Rubanda	1,363	26	93	61	45	62	240	42	243	507	-	4	-	22	17
Kanungu	1,981	41	109	113	92	116	475	56	289	601	-	3	-	57	31
Rukungiri	1,553	44	29	70	9	107	427	58	280	448	-	29	-	22	30
<b>KIGEZI</b>	<b>11,317</b>	<b>219</b>	<b>821</b>	<b>414</b>	<b>288</b>	<b>841</b>	<b>2,808</b>	<b>818</b>	<b>1,981</b>	<b>3,882</b>	<b>-</b>	<b>42</b>	<b>-</b>	<b>142</b>	<b>188</b>
Mharara	5,262	138	263	188	200	312	1,675	333	655	1,355	-	2	-	93	50
Ibanda	1,762	49	65	85	136	124	433	42	235	553	-	-	-	13	26
Ntungamo	4,731	96	170	161	99	244	1,528	132	821	1,387	-	1	-	16	76
Kiruhura	2,070	20	97	145	29	123	700	66	307	537	-	1	-	-	46
Isingiro	1,866	66	58	150	51	128	411	51	342	525	-	-	-	20	34
<b>RWIZI</b>	<b>16,888</b>	<b>288</b>	<b>884</b>	<b>728</b>	<b>818</b>	<b>821</b>	<b>4,777</b>	<b>824</b>	<b>2,288</b>	<b>4,388</b>	<b>-</b>	<b>4</b>	<b>-</b>	<b>142</b>	<b>232</b>
Bushenyi	2,438	51	115	83	96	256	819	144	203	633	-	2	-	12	24
Mitooma	1,311	22	117	65	19	61	326	36	242	400	-	-	-	6	17
Rubirizi	1,349	26	58	82	10	122	405	27	197	358	-	-	-	15	48
Buhweju	960	17	15	38	29	79	257	29	168	323	-	-	-	-	4
Rwizi Hqtrs	33	1	8	2	-	1	8	1	-	12	-	-	-	-	-
Sheema	1,684	35	48	42	44	122	487	47	249	568	-	17	-	12	13
<b>GREATER BUSHENYI</b>	<b>7,774</b>	<b>182</b>	<b>382</b>	<b>314</b>	<b>187</b>	<b>841</b>	<b>2,382</b>	<b>284</b>	<b>1,088</b>	<b>2,284</b>	<b>-</b>	<b>18</b>	<b>-</b>	<b>48</b>	<b>108</b>
Masindi	1,451	33	60	94	152	80	343	28	177	425	-	-	-	24	34
Kiryandongo	2,045	79	81	187	173	121	417	41	355	505	-	5	-	16	66
Kibaale	1,580	28	113	148	101	82	280	33	184	570	-	-	-	8	33
Kakumiro	740	33	42	100	5	69	168	20	86	202	-	2	-	10	0
Kagadi	1,293	39	92	109	6	133	377	23	129	340	-	3	-	37	5
Kikuube	683	24	29	81	17	48	167	31	93	178	-	1	-	6	7
Hoima	1,870	46	114	136	5	136	540	49	316	442	-	3	-	19	66
Buliisa	879	14	29	81	59	81	223	23	89	244	-	4	-	13	1



REGIONS/DISTRICTS	TOTAL CASES	HOMICIDES	ECONOMIC	SEX REL	CHILD REL	BREAKINGS	THEFTS	ROBBERIES	ASSAULTS	OTHER CRIMES	TERRORISM	POL/MEDIA	CORRUPTION	NARCOTICS	OTHER LAWS
<b>RWENZORI EAST</b>	<b>3,537</b>	<b>106</b>	<b>98</b>	<b>207</b>	<b>287</b>	<b>338</b>	<b>1,344</b>	<b>83</b>	<b>294</b>	<b>844</b>	<b>-</b>	<b>4</b>	<b>-</b>	<b>28</b>	<b>129</b>
Arua	4,961	106	371	338	226	284	1,454	343	466	1,258	-	12	-	47	57
Maracha	854	12	36	54	43	57	195	21	176	246	-	1	-	12	-
Zombo	1,426	11	172	87	39	52	383	40	258	369	-	-	-	12	2
Nebbi	1,436	30	105	56	22	76	353	24	235	505	-	18	-	1	11
Pakwach	1,011	7	56	63	43	66	234	27	144	340	-	1	-	4	25
Koboko	1,353	28	87	122	66	59	334	40	237	310	-	1	-	47	21
<b>WEST NILE</b>	<b>11,041</b>	<b>193</b>	<b>827</b>	<b>721</b>	<b>439</b>	<b>894</b>	<b>2,984</b>	<b>497</b>	<b>1,818</b>	<b>3,029</b>	<b>-</b>	<b>33</b>	<b>-</b>	<b>124</b>	<b>116</b>
Yumbe	1,171	17	17	101	97	48	322	23	175	309	-	4	-	30	27
Moyo	778	23	23	107	85	31	159	13	151	168	-	-	-	9	10
Adjumani	784	19	22	116	70	37	190	18	73	194	-	-	-	8	37
<b>NORTH WEST NILE</b>	<b>2,733</b>	<b>69</b>	<b>62</b>	<b>324</b>	<b>282</b>	<b>118</b>	<b>671</b>	<b>68</b>	<b>399</b>	<b>672</b>	<b>-</b>	<b>4</b>	<b>-</b>	<b>46</b>	<b>73</b>
Lamwo	1,399	26	3	128	42	100	191	25	365	496	-	-	-	10	13
Agago	1,897	26	83	101	128	109	451	76	242	657	-	-	-	6	19
Nwoya	1,215	27	21	124	28	98	222	54	176	391	-	2	-	13	59
Amuru	1,663	37	100	68	60	52	437	29	366	463	-	-	-	6	46
Omoro	3,844	39	63	247	201	121	495	108	1,153	1,366	-	-	-	14	36
Kitgum	935	29	26	81	17	75	142	27	244	259	-	-	-	21	13
Pader	1,317	22	12	136	57	44	452	21	155	397	-	-	-	4	18
Gulu	3,569	51	139	198	367	230	779	130	591	942	-	1	1	78	60
<b>ASWA</b>	<b>18,030</b>	<b>287</b>	<b>447</b>	<b>1,083</b>	<b>900</b>	<b>829</b>	<b>3,789</b>	<b>477</b>	<b>3,297</b>	<b>4,977</b>	<b>-</b>	<b>3</b>	<b>7</b>	<b>182</b>	<b>284</b>
Lira	6,726	79	640	445	559	390	1,810	265	498	1,959	-	11	-	51	19
Apac	1,284	33	44	111	50	54	217	33	319	408	-	6	-	5	5
Oyam	1,773	39	38	157	214	71	334	43	238	623	-	-	-	13	2
Kwania	613	8	16	45	82	10	81	10	142	202	-	-	-	2	14
Amolatar	951	9	39	139	14	37	200	25	264	216	-	-	-	7	1
Kole	1,083	32	25	75	37	54	185	10	405	233	-	-	-	1	25
Alebtong	713	16	32	92	37	22	135	16	116	242	-	-	-	4	0
Otuke	696	3	20	86	82	19	169	23	18	258	-	1	-	6	10
Dokolo	2,649	26	90	192	114	45	507	58	753	837	-	-	-	3	25
<b>NORTH KYOGA</b>	<b>18,488</b>	<b>243</b>	<b>948</b>	<b>1,343</b>	<b>1,190</b>	<b>702</b>	<b>3,338</b>	<b>484</b>	<b>2,783</b>	<b>4,979</b>	<b>-</b>	<b>19</b>	<b>-</b>	<b>97</b>	<b>100</b>
Abim	983	12	44	69	46	46	213	17	288	237	-	-	-	1	10
Kotido	822	17	28	57	52	30	220	22	175	207	-	1	-	-	13
Kaabong	796	19	23	43	74	18	119	12	189	283	-	-	-	-	15
<b>KIDEPO</b>	<b>2,807</b>	<b>47</b>	<b>98</b>	<b>170</b>	<b>172</b>	<b>84</b>	<b>823</b>	<b>82</b>	<b>682</b>	<b>727</b>	<b>-</b>	<b>7</b>	<b>-</b>	<b>7</b>	<b>39</b>
Nakapiripirit	1,035	17	50	43	35	29	198	8	343	291	-	-	-	1	19
Amudat	991	5	33	76	27	22	155	11	422	227	-	3	-	3	6
Napak	1,163	22	53	79	47	27	225	25	384	283	-	2	-	1	14
Nabilatuk	310	5	7	10	12	6	60	2	147	57	-	2	-	1	2
Moroto	875	15	27	54	94	28	204	11	175	245	-	-	-	3	19
<b>MT MOROTO</b>	<b>4,374</b>	<b>84</b>	<b>171</b>	<b>283</b>	<b>318</b>	<b>112</b>	<b>843</b>	<b>89</b>	<b>1,471</b>	<b>1,108</b>	<b>-</b>	<b>7</b>	<b>-</b>	<b>9</b>	<b>60</b>
Soroti	1,112	20	74	140	3	63	364	40	157	236	-	-	-	12	2
Kapelebyong	410	7	11	53	8	14	76	4	117	109	-	-	-	4	6
Kabermaido	575	18	8	70	67	18	87	2	152	144	-	2	-	7	1
Katakwi	691	16	11	88	10	11	115	3	277	139	-	1	-	10	9
Ngora	2,008	14	100	166	152	66	377	18	419	659	-	4	-	13	19
Serere	2,755	22	102	270	69	89	478	41	925	728	-	-	-	15	16
Amuria	837	11	22	140	50	30	106	11	166	272	-	2	-	27	-
Bukedea	805	15	23	70	67	21	141	3	90	365	-	1	-	8	0
Kumi	1,577	20	99	183	7	76	304	27	456	398	-	-	-	7	1
<b>EAST KYOGA</b>	<b>10,788</b>	<b>143</b>	<b>449</b>	<b>1,181</b>	<b>434</b>	<b>389</b>	<b>2,048</b>	<b>187</b>	<b>2,788</b>	<b>3,049</b>	<b>-</b>	<b>10</b>	<b>-</b>	<b>103</b>	<b>68</b>
Kapchorwa	2,831	24	251	203	86	107	570	42	632	902	-	1	-	4	9
Kween	1,472	7	88	71	8	42	263	15	316	653	-	9	-	-	0
Bukwo	883	18	32	92	39	32	112	9	221	312	-	4	-	2	9
<b>SIP1</b>	<b>8,187</b>	<b>49</b>	<b>371</b>	<b>387</b>	<b>133</b>	<b>181</b>	<b>948</b>	<b>87</b>	<b>1,189</b>	<b>1,887</b>	<b>-</b>	<b>14</b>	<b>-</b>	<b>6</b>	<b>18</b>
Mbale	3,940	54	269	411	290	262	1,043	193	375	881	-	22	-	94	46
Namisindwa	759	14	32	180	19	38	133	10	117	202	-	1	-	7	6
Manafwa	899	6	49	138	73	50	148	10	113	305	-	-	-	1	7
Bududa	1,492	10	93	208	106	93	291	11	236	433	-	2	-	7	4
Sironko	1,187	15	27	187	54	67	267	12	181	356	-	2	-	9	9
Bulambuli	1,820	22	133	191	111	86	391	23	314	517	-	5	-	7	20
<b>ELGON</b>	<b>10,068</b>	<b>121</b>	<b>883</b>	<b>1,314</b>	<b>883</b>	<b>898</b>	<b>2,274</b>	<b>280</b>	<b>1,338</b>	<b>2,693</b>	<b>-</b>	<b>22</b>	<b>-</b>	<b>124</b>	<b>81</b>
Butaleja	1,438	34	165	207	133	75	294	25	219	254	-	2	-	2	28
Tororo	3,406	79	147	217	226	176	688	56	526	1,265	-	9	1	15	1
Butebo	522	7	39	78	61	15	89	5	77	133	-	10	1	3	4
Budaka	1,086	10	79	117	66	64	244	28	39	428	-	11	-	-	1
Busia	2,206	64	100	183	296	151	405	49	217	701	-	4	-	18	19
Kibuku	2,208	22	222	209	115	90	430	22	682	404	-	3	-	6	3
Pallisa	1,701	13	140	188	110	89	418	26	239	463	-	3	-	4	8
<b>BUKEDI</b>	<b>12,687</b>	<b>229</b>	<b>891</b>	<b>1,189</b>	<b>1,009</b>	<b>980</b>	<b>2,687</b>	<b>317</b>	<b>1,999</b>	<b>3,648</b>	<b>-</b>	<b>42</b>	<b>2</b>	<b>47</b>	<b>63</b>
Kamuli	2,804	55	247	294	71	175	696	48	519	664	-	7	-	16	12
Kaliro	1,377	12	181	88	80	72	223	18	236	447	-	1	-	5	14
Buyende	1,981	19	225	195	20	87	361	16	588	455	-	3	-	2	10
Luwero	841	18	35	67	39	54	170	2	138	307	-	-	-	8	3
<b>BUSOGA NORTH</b>	<b>7,023</b>	<b>132</b>	<b>698</b>	<b>848</b>	<b>219</b>	<b>389</b>	<b>1,482</b>	<b>84</b>	<b>1,482</b>	<b>1,872</b>	<b>-</b>	<b>11</b>	<b>-</b>	<b>32</b>	<b>38</b>
Iganga	1,785	56	115	125	85	135	467	72	230	415	-	2	-	48	36
Bugiri	1,488	45	78	143	98	98	309	32	181	364	-	33	-	13	24
Mayuge	1,539	63	85	282	40	123	300	37	220	274	-	1	-	9	105
Namutumba	709	24	62	101	56	78	129	9	55	165	-	8	-	8	13
Idudi	257	6	10	26	5	33	87	14	18	49	-	3	-	6	-
Namayingo	805	33	13	70	185	44	90	9	131	215	-	5	1	2	7
<b>BUSOGA EAST</b>	<b>6,882</b>	<b>228</b>	<b>383</b>	<b>773</b>	<b>613</b>	<b>617</b>	<b>1,387</b>	<b>174</b>	<b>839</b>	<b>1,487</b>	<b>-</b>	<b>82</b>	<b>7</b>	<b>88</b>	<b>198</b>
Linja	3,244	55	269	138	362	186</									



## Appendix III: List of Wanted Persons

S/ No	Offence	Suspect	Nationality	Date of Birth	Place of Birth
	Issuing a false cheque	Mulyoowa Michael Ezra	Ugandan	20/07/1973	Mulago, Kampala
	Issuing a false cheque	Chandarana Dinesh Jamnadas	Indian	04/10/1960	Mubai, India
	i. Conspiracy to commit a felony ii. Attempted smuggling of Ivory	Sabiiti Eric Jasi	Ugandan	06/06/1949	Fort Portal
	Obtaining money by false pretenses	Sanghvi Hemantkumar	Indian	09/06/1951	Maharashtra, India
	Obtaining money by false pretenses	Byamukama James Kwebiha	Ugandan	25/04/1958	Kisojo/Kyenjojo, Uganda
	i. Issuing false cheque ii. Desertion and neglect of children iii. Forgery and utterance of false documents iv. Theft of motor vehicle	Kyembabazi Gloria	Ugandan	21/03/1980	Kampala, Uganda
	Embezzlement	Bujakovic Damir	Bosnia and Hergovia	17/11/1980	Tuzla, Bosnia and Hergovia
	Issuing false cheque	Nuwembabazi Henry	Ugandan	25/07/1984	Kashanbya, Uganda
	i. Acquiring or having possession of prohibited goods ii. Acquiring or having possession of restricted goods iii. Importation of concealed goods	Kayumba Emile	Rwandan	22/09/1955	Gisenyi-Rubavu, Rwanda




S/ No	Offence	Suspect	Nationality	Date of Birth	Place of Birth
	Issuing false cheque	Soni Nitinkumar Jasubhai	Indian	29/08/1976	Ahmedabad Gujarat, India
	Theft	Ssentumbwe Brian Kalungi	Ugandan	22/11/1984	Mengo, Kampala
	Obtaining goods by false pretense	Muthama Felix	Kenyan	24/05/1972	Machakos County, Kathiani District, Kenya.
	i. Making or causing to made false and incorrect customs entry ii. Fraudulent evasion of payment of duty	Gurindwa Paul	Ugandan	15/07/1968	Rubindi, Uganda
	Theft	Opkwo Michael	Ugandan	09/10/1973	Moyo, Uganda
	Embezzlement	Byakutaga Dan Mbabazi	Ugandan	05/10/1960	Hoima Buhhanika Mparo, Uganda
	i. Terrorism ii. Murder	Kalodo Kasibante Mohammad	Ugandan	1972	Kampala, Uganda
	Rape	Zaheer Muhammad	Pakistani	1978	Pakistan
	Obtaining money by false pretenses	Jiang Yong	Chinese	02/11/1974	Chongqing, China
	Theft	Sameeruddin Mohammed	Indian	05/06/1982	Warangal, India
	i. Terrorism ii. Murder iii. Attempted murder	Jabir Noor Ali	Somali	01/01/1976	Mogadishu, Somalia
	Issuing false cheque	Chandarana Vishal Dinesh	Indian	21/08/1984	Mumbai, India
	Theft	Patel Jignesh Kumar Dilipbhai	Indian	27/07/1982	Anand Guj, India
	Obtaining by false pretenses	Mugisha Roderick	Ugandan	28/11/1982	Mulago, Uganda
	Rape	Sadiq Muhammad	Pakistani	1959	Pakistan





S/ No	Offence	Suspect	Nationality	Date of Birth	Place of Birth
	Theft of motor vehicle	Musa Muloba Patrick	Kenyan	16/06/1979	Kenya
	i. Terrorism ii. Murder	Sentongo Is-mail	Ugandan	14/04/1970	Uganda
	Theft	Semanda Yasin	Ugandan	15/02/1982	Mulago, Uganda
	i. Terrorism ii. Murder	Mubiru Sheikh Issa Musa	Ugandan	22/03/1972	Uganda
	Obtaining money by false pretenses	Cross Susan Mildred	United Kingdom, Kenyan	16/12/1953	Nairobi, Kenya
	i. Terrorism ii. Murder	Ssentamu Yusuf	Ugandan	01/10/1978	Uganda
	Stealing goods in transit	Shettyy Sandiip	Indian	17/11/1970	Mumbai, Kenya
	Issuing false cheque	Suthar Kiritkumar	Indian	09/04/1984	Naranpar Kutch, Gujarat, India
	i. Forgery ii. Uttering false documents	Mochama John	Kenyan	03/01/1982	Nairobi, Kenya
	Theft	Shiramshetti Shravan Kumar	Indian	07/07/1969	Nizamabad, India
	Murder	Kasija Patrick	Ugandan	04/10/1984	Kampala, Uganda







**UGANDA POLICE HEADQUARTERS, NAGURU**  
**P.O. Box 7055, Kampala, Uganda**  
**Fax: +256 414 343531, 255630,**  
**General Lines: +256 414 343531, 233814, 231761, 254033**  
**Toll Free: 0800 199 699, 0800 199 499**  
**Website: <http://www.upf.go.ug>**



Produced and printed in Uganda on recyclable paper.

Published by Uganda Police Force  
UPF©2018